

**Balance Sheet**

As of 14-Sep-15

**Assets****Current Assets****Cash Assets**

Transaction Account	\$12,090.69
Visa Card Account	\$1,678.52
Investment Account	\$181,491.00

Total Cash Assets	\$195,260.21
-------------------	--------------

**Non Cash Assets**

Accounts Receivable	\$14,297.05
Prepaid Expenses	\$2,000.00

Total Non Cash Assets	\$16,297.05
-----------------------	-------------

Total Current Assets	\$211,557.26
----------------------	--------------

**Restricted Assets****Illawarra District Hockey**

IDH Field Hockey Investment	\$31,998.13
IDH Indoor Hockey Investment	\$35,432.98
IDH Masters Hockey Investment	\$9,351.05

Total Illawarra District Hockey	\$76,782.16
---------------------------------	-------------

Total Restricted Assets	\$76,782.16
-------------------------	-------------

Total Assets	\$288,339.42
--------------	--------------

**Liabilities**

Accounts Payable	(\$144.50)
Customer Deposits	\$387.50
GST Collected	\$2,413.42
GST Paid	(\$2,689.98)

Total Liabilities	(\$33.56)
-------------------	-----------

Net Assets	\$288,372.98
------------	--------------

**Equity**

Retained Earnings	\$259,090.49
Current Year Earnings	\$29,282.49

Total Equity	\$288,372.98
--------------	--------------

This report includes Year-End Adjustments.

**Profit & Loss [Budget Analysis]**

October 2014 To September 2015

Illawarra Hockey Centre  
Waples Road Unanderra NSWABN: 91 639 853 141  
Email: finance@ihockey.com.au

	Selected Period	Budgeted	\$ Difference	% Difference
Income				
Finance & Administration				
Membership				
Registrations	\$52,856.45	\$49,629.00	\$3,227.45	6.5%
Total Membership	\$52,856.45	\$49,629.00	\$3,227.45	6.5%
Sponsorship				
Illawarra Credit Union	\$7,500.00	\$10,000.00	(\$2,500.00)	(25.0)%
Master Builders	\$2,000.00	\$2,000.00	\$0.00	0.0%
FHE	\$1,500.00	\$1,500.00	\$0.00	0.0%
People Care	\$2,000.00	\$1,000.00	\$1,000.00	100.0%
Physical Therapy	\$0.00	\$1,000.00	(\$1,000.00)	(100.0)%
Total Sponsorship	\$13,000.00	\$15,500.00	(\$2,500.00)	(16.1)%
Finance				
Bank Interest	\$1,561.90	\$2,000.00	(\$438.10)	(21.9)%
Total Finance	\$1,561.90	\$2,000.00	(\$438.10)	(21.9)%
Total Finance & Administration	\$67,418.35	\$67,129.00	\$289.35	0.4%
Marketing & Promotion				
Events				
Awards Night	\$2,863.64	\$0.00	\$2,863.64	NA
Total Events	\$2,863.64	\$0.00	\$2,863.64	NA
State Championship Hosting				
NSW Open Mens Indoor	\$410.00	\$0.00	\$410.00	NA
NSW Open Womens Indoor	\$360.00	\$0.00	\$360.00	NA
NSW U18 Boys Indoor	\$470.00	\$0.00	\$470.00	NA
NSW U18 Girls Indoor	\$570.00	\$0.00	\$570.00	NA
NSW Mens Masters Indoor	\$480.00	\$0.00	\$480.00	NA
Total State Championship Hosting	\$2,290.00	\$0.00	\$2,290.00	NA
Hockey Carnivals				
Indoor Development Carnival	\$877.28	\$0.00	\$877.28	NA
Total Hockey Carnivals	\$877.28	\$0.00	\$877.28	NA
Total Marketing & Promotion	\$6,030.92	\$0.00	\$6,030.92	NA
Field Representative Teams				
Uniform Sales	\$310.91	\$0.00	\$310.91	NA
Junior Boys Rep Teams				
U13 Boys Rep Team	\$1,785.33	\$0.00	\$1,785.33	NA
U15 Boys Rep Teams	\$4,659.36	\$0.00	\$4,659.36	NA
U18 Boys Rep Teams	\$2,290.99	\$0.00	\$2,290.99	NA
Total Junior Boys Rep Teams	\$8,735.68	\$0.00	\$8,735.68	NA
Junior Girls Rep Teams				
U11 Girls Rep Teams	\$90.91	\$0.00	\$90.91	NA
U13 Girls Rep Teams	\$2,359.61	\$0.00	\$2,359.61	NA
U15 Girls Rep Teams	\$6,257.10	\$0.00	\$6,257.10	NA
U18 Girls Rep Teams	\$10,837.39	\$0.00	\$10,837.39	NA
Total Junior Girls Rep Teams	\$19,545.01	\$0.00	\$19,545.01	NA
Masters Mens Rep Teams				
Masters Mens O40 Rep Teams	\$2,072.71	\$0.00	\$2,072.71	NA
Masters Mens O45 Rep Teams	\$1,309.08	\$0.00	\$1,309.08	NA
Masters Mens O50 Rep Teams	\$1,418.17	\$0.00	\$1,418.17	NA
Masters Mens O55 Rep Teams	\$3,290.88	\$0.00	\$3,290.88	NA
Mens Masters Other	\$159.09	\$0.00	\$159.09	NA

**Profit & Loss [Budget Analysis]**

October 2014 To September 2015

Illawarra Hockey Centre  
Waples Road Unanderra NSWABN: 91 639 853 141  
Email: finance@ihockey.com.au

	Selected Period	Budgeted	\$ Difference	% Difference
Total Masters Mens Rep Teams	\$8,249.93	\$0.00	\$8,249.93	NA
Masters Womens Rep Teams				
Masters Womens	\$6,992.31	\$0.00	\$6,992.31	NA
Total Masters Womens Rep Teams	\$6,992.31	\$0.00	\$6,992.31	NA
Total Field Representative Teams	\$43,833.84	\$0.00	\$43,833.84	NA
Indoor Representative Teams				
Junior Boys Indoor Rep Teams				
Indoor Competition Levy (JB)	\$2,930.30	\$0.00	\$2,930.30	NA
IDH Subsidy	\$2,298.41	\$0.00	\$2,298.41	NA
U13 Boys Indoor Rep Teams	\$1,200.05	\$0.00	\$1,200.05	NA
U15 Boys Indoor Rep Teams	\$1,345.50	\$0.00	\$1,345.50	NA
U18 Boys Indoor Rep Teams	\$909.05	\$0.00	\$909.05	NA
Total Junior Boys Indoor Rep Teams	\$8,683.31	\$0.00	\$8,683.31	NA
Junior Girls Indoor Rep Teams				
Indoor Competition Levy (JG)	\$1,909.09	\$0.00	\$1,909.09	NA
IWAHA Subsidy	\$6,118.10	\$0.00	\$6,118.10	NA
U13 Girls Indoor Rep Teams	\$3,725.53	\$0.00	\$3,725.53	NA
U15 Girls Indoor Rep Teams	\$5,040.00	\$0.00	\$5,040.00	NA
U18 Girls Indoor Rep Teams	\$950.00	\$0.00	\$950.00	NA
Total Junior Girls Indoor Rep Teams	\$17,742.72	\$0.00	\$17,742.72	NA
Mens Indoor Rep Teams				
Indoor Competition Levy (M)	\$748.48	\$0.00	\$748.48	NA
IDH Subsidy	\$1,119.80	\$0.00	\$1,119.80	NA
Open Mens Indoor Rep Teams	\$1,008.99	\$0.00	\$1,008.99	NA
Total Mens Indoor Rep Teams	\$2,877.27	\$0.00	\$2,877.27	NA
Womens Indoor Rep Teams				
Indoor Competition Levy (W)	\$954.54	\$0.00	\$954.54	NA
Open Womens Indoor Rep Teams	\$1,250.00	\$0.00	\$1,250.00	NA
Total Womens Indoor Rep Teams	\$2,204.54	\$0.00	\$2,204.54	NA
Masters Mens Indoor Rep Teams				
Indoor Competition Levy (MM)	\$748.48	\$0.00	\$748.48	NA
IDH Subsidy	\$277.96	\$0.00	\$277.96	NA
Masters Mens Indoor Rep Teams	\$1,470.83	\$0.00	\$1,470.83	NA
Total Masters Mens Indoor Rep Teams	\$2,497.27	\$0.00	\$2,497.27	NA
Masters Womens Indoor Rep Team				
Indoor Competition Levy (WM)	\$954.55	\$0.00	\$954.55	NA
Masters Womens Indoor Rep Team	\$7,531.82	\$0.00	\$7,531.82	NA
Total Masters Womens Indoor Rep Teams	\$8,486.37	\$0.00	\$8,486.37	NA
Total Indoor Representative Teams	\$42,491.48	\$0.00	\$42,491.48	NA
Game Development				
Development Days	\$245.46	\$0.00	\$245.46	NA
Total Game Development	\$245.46	\$0.00	\$245.46	NA
Officiating				
Field Officiating Levy	\$53,426.00	\$0.00	\$53,426.00	NA
Indoor Officiating Levy	\$16,364.00	\$0.00	\$16,364.00	NA
Total Officiating	\$69,790.00	\$0.00	\$69,790.00	NA
Field Competitions				
Junior Field Competitions				
Team Fees Juniors	\$31,873.32	\$0.00	\$31,873.32	NA

**Profit & Loss [Budget Analysis]**

October 2014 To September 2015

Illawarra Hockey Centre  
Waples Road Unanderra NSWABN: 91 639 853 141  
Email: finance@ihockey.com.au

	Selected Period	Budgeted	\$ Difference	% Difference
Team Fees Girls	\$7,311.46	\$0.00	\$7,311.46	NA
Team Fees Minkey	\$4,704.54	\$0.00	\$4,704.54	NA
Total Junior Field Competitions	\$43,889.32	\$0.00	\$43,889.32	NA
Mens Field Competitions				
Team Fees Men	\$71,863.63	\$0.00	\$71,863.63	NA
Total Mens Field Competitions	\$71,863.63	\$0.00	\$71,863.63	NA
Womens Field Competitions				
Womens (IH) Team Fees	\$56,408.19	\$0.00	\$56,408.19	NA
Womens (CR) Team Fees	\$35,530.90	\$0.00	\$35,530.90	NA
Total Womens Field Competitions	\$91,939.09	\$0.00	\$91,939.09	NA
Shoalhaven Field Competitions				
Shoalhaven Junior Team Fees	\$2,672.72	\$0.00	\$2,672.72	NA
Shoalhaven Mens Team Fees	\$15,349.07	\$0.00	\$15,349.07	NA
Shoalhaven Womens Team Fees	\$12,207.29	\$0.00	\$12,207.29	NA
Total Shoalhaven Field Competitions	\$30,229.08	\$0.00	\$30,229.08	NA
Social Field Competitions				
Summer Veterans (IH)	\$2,093.63	\$0.00	\$2,093.63	NA
Total Social Field Competitions	\$2,093.63	\$0.00	\$2,093.63	NA
Total Field Competitions	\$240,014.75	\$0.00	\$240,014.75	NA
Indoor Competitions				
Junior Indoor Competitions	\$7,528.19	\$0.00	\$7,528.19	NA
Girls Indoor Competitions	\$2,200.01	\$0.00	\$2,200.01	NA
Mens Indoor Competitions	\$11,936.29	\$0.00	\$11,936.29	NA
Womens Indoor Competitions	\$12,485.34	\$0.00	\$12,485.34	NA
Total Indoor Competitions	\$34,149.83	\$0.00	\$34,149.83	NA
Total Income	\$503,974.63	\$67,129.00	\$436,845.63	650.8%
Gross Profit	\$503,974.63	\$67,129.00	\$436,845.63	650.8%
Expenses				
Finance & Administration				
Membership				
Life Members	\$80.00	\$800.00	(\$720.00)	(90.0)%
NSW Affiliation	\$13,252.50	\$13,478.00	(\$225.50)	(1.7)%
Total Membership	\$13,332.50	\$14,278.00	(\$945.50)	(6.6)%
Sponsorship				
Competition Sponsorship	\$6,000.00	\$6,000.00	\$0.00	0.0%
Total Sponsorship	\$6,000.00	\$6,000.00	\$0.00	0.0%
Administration				
Incorporation	\$86.38	\$0.00	\$86.38	NA
Directors Expenses	\$0.00	\$800.00	(\$800.00)	(100.0)%
Office Expenses	\$968.60	\$1,000.00	(\$31.40)	(3.1)%
Total Administration	\$1,054.98	\$1,800.00	(\$745.02)	(41.4)%
Finance				
Audit Fees	\$500.00	\$500.00	\$0.00	0.0%
Accounting Software	\$444.13	\$470.00	(\$25.87)	(5.5)%
Invoice Services	\$690.70	\$950.00	(\$259.30)	(27.3)%
Bank Fees	\$27.28	\$80.00	(\$52.72)	(65.9)%
Total Finance	\$1,662.11	\$2,000.00	(\$337.89)	(16.9)%
Total Finance & Administration	\$22,049.59	\$24,078.00	(\$2,028.41)	(8.4)%

**Profit & Loss [Budget Analysis]**

October 2014 To September 2015

Illawarra Hockey Centre  
Waples Road Unanderra NSWABN: 91 639 853 141  
Email: finance@ihockey.com.au

	Selected Period	Budgeted	\$ Difference	% Difference
Marketing & Promotion				
Marketing	\$0.00	\$1,000.00	(\$1,000.00)	(100.0)%
Call to Arms	(\$2,377.50)	\$0.00	(\$2,377.50)	NA
Awards Night	\$0.00	\$1,500.00	(\$1,500.00)	(100.0)%
Reresentative Team Awards	\$0.00	\$800.00	(\$800.00)	(100.0)%
Grand Finals	\$954.54	\$0.00	\$954.54	NA
State Championships Hosting				
NSW O40 Mens Masters	\$1,191.63	\$0.00	\$1,191.63	NA
NSW Open Mens Indoor	\$770.00	\$0.00	\$770.00	NA
NSW Open Womens Indoor	\$683.64	\$0.00	\$683.64	NA
NSW U18 Boys Indoor	\$1,060.00	\$0.00	\$1,060.00	NA
NSW U18 Girls Indoor	\$930.00	\$0.00	\$930.00	NA
NSW Mens Masters Indoor	\$858.18	\$0.00	\$858.18	NA
Total State Championships Hosting	\$5,493.45	\$0.00	\$5,493.45	NA
Hockey Carnivals				
Indoor Development Carnival	\$977.28	\$0.00	\$977.28	NA
Total Hockey Carnivals	\$977.28	\$0.00	\$977.28	NA
Total Marketing & Promotion	\$5,047.77	\$3,300.00	\$1,747.77	53.0%
Field Representative Teams				
Junior Boys Rep Teams				
U11 Boys Rep Team	\$273.18	\$300.00	(\$26.82)	(8.9)%
U13 Boys Rep Teams	\$2,751.82	\$1,500.00	\$1,251.82	83.5%
U15 Boys Rep Teams	\$5,216.82	\$1,500.00	\$3,716.82	247.8%
U18 Boys Rep Teams	\$2,945.46	\$1,500.00	\$1,445.46	96.4%
Total Junior Boys Rep Teams	\$11,187.28	\$4,800.00	\$6,387.28	133.1%
Junior Girls Rep Teams				
U11 Girls Rep Teams	\$409.33	\$300.00	\$109.33	36.4%
U13 Girls Rep Teams	\$3,519.32	\$1,500.00	\$2,019.32	134.6%
U15 Girls Rep Teams	\$8,098.19	\$1,500.00	\$6,598.19	439.9%
U18 Girls Rep Teams	\$13,294.54	\$1,500.00	\$11,794.54	786.3%
Total Junior Girls Rep Teams	\$25,321.38	\$4,800.00	\$20,521.38	427.5%
Mens Rep Teams				
Open Mens Rep Teams	\$2,320.00	\$2,500.00	(\$180.00)	(7.2)%
Total Mens Rep Teams	\$2,320.00	\$2,500.00	(\$180.00)	(7.2)%
Womens Rep Teams				
Open Womens Rep Teams	\$2,406.36	\$2,500.00	(\$93.64)	(3.7)%
Total Womens Rep Teams	\$2,406.36	\$2,500.00	(\$93.64)	(3.7)%
Masters Mens Rep Teams				
Masters Mens O35 Rep Teams	\$0.00	\$536.00	(\$536.00)	(100.0)%
Masters Mens O40 Rep Teams	\$1,890.91	\$1,066.00	\$824.91	77.4%
Masters Mens O45 Rep Teams	\$2,285.46	\$1,066.00	\$1,219.46	114.4%
Masters Mens O50 Rep Teams	\$1,713.64	\$1,066.00	\$647.64	60.8%
Masters Mens O55 Rep Teams	\$2,147.28	\$1,066.00	\$1,081.28	101.4%
Mens Masters Training	\$1,259.45	\$0.00	\$1,259.45	NA
Total Masters Mens Rep Teams	\$9,296.74	\$4,800.00	\$4,496.74	93.7%
Masters Womens Rep Teams				
O35 Womens Rep Teams	\$10,306.37	\$4,800.00	\$5,506.37	114.7%
Total Masters Womens Rep Teams	\$10,306.37	\$4,800.00	\$5,506.37	114.7%
Total Field Representative Teams	\$60,838.13	\$24,200.00	\$36,638.13	151.4%
Indoor Representative Teams				

**Profit & Loss [Budget Analysis]**

October 2014 To September 2015

Illawarra Hockey Centre  
Waples Road Unanderra NSWABN: 91 639 853 141  
Email: finance@ihockey.com.au

	Selected Period	Budgeted	\$ Difference	% Difference
Junior Boys Indoor Rep Teams				
U13 Boys Indoor Rep Teams	\$3,494.22	\$1,000.00	\$2,494.22	249.4%
U15 Boys Indoor Rep Teams	\$2,983.64	\$1,000.00	\$1,983.64	198.4%
U18 Boys Indoor Rep Teams	\$2,205.45	\$1,000.00	\$1,205.45	120.5%
Total Junior Boys Indoor Rep Teams	\$8,683.31	\$3,000.00	\$5,683.31	189.4%
Junior Girls Indoor Rep Teams				
U13 Girls Indoor Rep Teams	\$7,679.10	\$1,000.00	\$6,679.10	667.9%
U15 Girls Indoor Rep Teams	\$8,511.81	\$1,000.00	\$7,511.81	751.2%
U18 Girls Indoor Rep Teams	\$1,551.81	\$1,000.00	\$551.81	55.2%
Total Junior Girls Indoor Rep Teams	\$17,742.72	\$3,000.00	\$14,742.72	491.4%
Mens Indoor Rep Teams				
Open Mens Indoor Rep Teams	\$2,877.27	\$1,000.00	\$1,877.27	187.7%
Total Mens Indoor Rep Teams	\$2,877.27	\$1,000.00	\$1,877.27	187.7%
Womens Indoor Rep Teams				
Open Womens Indoor Rep Teams	\$2,186.37	\$1,000.00	\$1,186.37	118.6%
Total Womens Indoor Rep Teams	\$2,186.37	\$1,000.00	\$1,186.37	118.6%
Masters Mens Indoor Rep Teams				
O40 Mens Indoor Rep Teams	\$2,497.27	\$1,000.00	\$1,497.27	149.7%
Total Masters Mens Indoor Rep Teams	\$2,497.27	\$1,000.00	\$1,497.27	149.7%
Masters Womens Indoor Rep Team				
O35 Womens Indoor Rep Teams	\$8,500.00	\$1,000.00	\$7,500.00	750.0%
Total Masters Womens Indoor Rep Teams	\$8,500.00	\$1,000.00	\$7,500.00	750.0%
Total Indoor Representative Teams	\$42,486.94	\$10,000.00	\$32,486.94	324.9%
Game Development				
IAS Subsidy	\$3,173.00	\$3,500.00	(\$327.00)	(9.3)%
Player Development	\$0.00	\$1,000.00	(\$1,000.00)	(100.0)%
Coach Development	\$0.00	\$1,000.00	(\$1,000.00)	(100.0)%
Total Game Development	\$3,173.00	\$5,500.00	(\$2,327.00)	(42.3)%
Officiating				
Officiating Voucher Printing	\$705.47	\$0.00	\$705.47	NA
Field Voucher Claims	\$34,525.00	\$0.00	\$34,525.00	NA
Indoor Voucher Claims	\$15,470.00	\$0.00	\$15,470.00	NA
Umpire Uniforms	\$0.00	\$1,000.00	(\$1,000.00)	(100.0)%
Umpire Development	\$263.45	\$1,000.00	(\$736.55)	(73.7)%
Total Officiating	\$50,963.92	\$2,000.00	\$48,963.92	2,448.2%
Field Competitions				
Junior Field Competitions				
Field Hire (JB)	\$11,622.27	\$0.00	\$11,622.27	NA
Field Hire (JG)	\$2,290.91	\$0.00	\$2,290.91	NA
Officiating (JB)	\$8,556.00	\$0.00	\$8,556.00	NA
Trophies (JB)	\$854.00	\$0.00	\$854.00	NA
Trophies (JG)	\$243.64	\$0.00	\$243.64	NA
Total Junior Field Competitions	\$23,566.82	\$0.00	\$23,566.82	NA
Men's Field Competitions				
Field Hire (M)	\$15,647.04	\$0.00	\$15,647.04	NA
Officiating (M)	\$20,864.00	\$0.00	\$20,864.00	NA
Total Men's Field Competitions	\$36,511.04	\$0.00	\$36,511.04	NA
Women's Field Competitions				
Field Hire (WI)	\$19,567.95	\$0.00	\$19,567.95	NA
Officiating (WI)	\$16,439.00	\$0.00	\$16,439.00	NA

**Profit & Loss [Budget Analysis]**

October 2014 To September 2015

Illawarra Hockey Centre  
Waples Road Unanderra NSWABN: 91 639 853 141  
Email: finance@ihockey.com.au

	Selected Period	Budgeted	\$ Difference	% Difference
Officiating (WC)	\$7,567.00	\$0.00	\$7,567.00	NA
Total Women's Field Competitions	\$43,573.95	\$0.00	\$43,573.95	NA
Shoalhaven Field Competitions				
Turf Hire (SH)	\$21,131.25	\$0.00	\$21,131.25	NA
Total Shoalhaven Field Competitions	\$21,131.25	\$0.00	\$21,131.25	NA
Social Field Competitions				
Summer Veterans (IH)	\$1,833.77	\$0.00	\$1,833.77	NA
Total Social Field Competitions	\$1,833.77	\$0.00	\$1,833.77	NA
Total Field Competitions	\$126,616.83	\$0.00	\$126,616.83	NA
Indoor Competitions				
Junior Indoor Competitions				
Indoor Court Hire (JB)	\$4,879.42	\$0.00	\$4,879.42	NA
Indoor Trophies (JB)	\$1,389.82	\$0.00	\$1,389.82	NA
Indoor Rep Team Subsidy (JB)	\$2,181.81	\$0.00	\$2,181.81	NA
Total Junior Indoor Competitions	\$8,451.05	\$0.00	\$8,451.05	NA
Girls Indoor Competitions				
Indoor Court Hire (JG)	\$1,363.64	\$0.00	\$1,363.64	NA
Indoor Rep Team Subsidy (JG)	\$909.09	\$0.00	\$909.09	NA
Total Girls Indoor Competitions	\$2,272.73	\$0.00	\$2,272.73	NA
Mens Indoor Competitions				
Indoor Court Hire (M)	\$7,414.77	\$0.00	\$7,414.77	NA
Indoor Trophies (M)	\$981.82	\$0.00	\$981.82	NA
Indoor Rep Team Subsidy (M)	\$2,245.45	\$0.00	\$2,245.45	NA
Total Mens Indoor Competitions	\$10,642.04	\$0.00	\$10,642.04	NA
Womens Indoor Competitions				
Indoor Court Hire (W)	\$9,562.50	\$0.00	\$9,562.50	NA
Indoor Rep Team Subsidy (W)	\$2,909.09	\$0.00	\$2,909.09	NA
Total Womens Indoor Competitions	\$12,471.59	\$0.00	\$12,471.59	NA
Total Indoor Competitions	\$33,837.41	\$0.00	\$33,837.41	NA
Total Expenses	\$345,013.59	\$69,078.00	\$275,935.59	399.5%
Operating Profit	\$158,961.04	(\$1,949.00)	\$160,910.04	8,256.0%
Other Income				
IDH Restricted Asset Income				
IDH Bank Interest	\$1,831.32	\$0.00	\$1,831.32	NA
Donations	\$3,885.00	\$0.00	\$3,885.00	NA
Total IDH Restricted Asset Income	\$5,716.32	\$0.00	\$5,716.32	NA
IWHA Restricted Asset Income				
IWHA Bank Interest	\$1,158.84	\$0.00	\$1,158.84	NA
Total IWHA Restricted Asset Income	\$1,158.84	\$0.00	\$1,158.84	NA
Total Other Income	\$6,875.16	\$0.00	\$6,875.16	NA
Other Expenses				
IDH Restircted Asset Expenses				
Kookaburra Shirts	\$500.00	\$0.00	\$500.00	NA
Indoor Rep Team Subsidy	\$3,764.34	\$0.00	\$3,764.34	NA
NSW Indoor Rep Player Subsidy	\$200.00	\$0.00	\$200.00	NA
Total IDH Restircted Asset Expenses	\$4,464.34	\$0.00	\$4,464.34	NA
IWHA Restricted Asset Expenses				
Transfer to Life Members IWHA	\$132,089.37	\$0.00	\$132,089.37	NA

**Profit & Loss [Budget Analysis]**

October 2014 To September 2015

ABN: 91 639 853 141

Email: finance@ihockey.com.au

	Selected Period	Budgeted	\$ Difference	% Difference
Total IWHA Restricted Asset Expenses	\$132,089.37	\$0.00	\$132,089.37	NA
Total Other Expenses	\$136,553.71	\$0.00	\$136,553.71	NA
Net Profit/(Loss)	\$29,282.49	(\$1,949.00)	\$31,231.49	1,602.4%



# Illawarra South Coast Hockey Inc

Illawarra Hockey Centre  
Waples Road Unanderra NSW

ABN: 91 639 853 141  
Email: finance@ihockey.com.au

## Aged Receivables [Summary]

As of 14-Sep-15

Name	Total Due	Current	1 - 30	31 - 60	60+
ABBA, Callum	\$80.00	\$0.00	\$80.00	\$0.00	\$0.00
BANFIELD, Emma	\$220.00	\$0.00	\$220.00	\$0.00	\$0.00
BASSETT, Lisa	\$258.00	\$0.00	\$0.00	\$258.00	\$0.00
BESSELL, Sue	(\$81.60)	\$0.00	(\$81.60)	\$0.00	\$0.00
BURRELL, Hayley	\$270.31	\$0.00	\$270.31	\$0.00	\$0.00
CAMPBELL, Neive	\$80.00	\$0.00	\$80.00	\$0.00	\$0.00
CRAFT, Bailey	\$80.00	\$0.00	\$80.00	\$0.00	\$0.00
DUNCAN, Thomas	\$80.00	\$0.00	\$80.00	\$0.00	\$0.00
FHE Illawarra	\$1,650.00	\$0.00	\$1,650.00	\$0.00	\$0.00
FORD, Mackenzie	\$295.36	\$0.00	\$295.36	\$0.00	\$0.00
GILBERT, Taylah	\$179.00	\$0.00	\$179.00	\$0.00	\$0.00
GROGAN, Brodie	\$208.00	\$0.00	\$208.00	\$0.00	\$0.00
HALL, Libby	\$300.00	\$0.00	\$300.00	\$0.00	\$0.00
HEILER, Noah	\$80.00	\$0.00	\$80.00	\$0.00	\$0.00
HEILER, Zach	\$80.00	\$0.00	\$80.00	\$0.00	\$0.00
HORTON, Paige	\$125.00	\$0.00	\$125.00	\$0.00	\$0.00
Illawarra Hockey Inc.	\$2,750.00	\$0.00	\$0.00	\$0.00	\$2,750.00
INSKIP, Briana	\$80.00	\$0.00	\$80.00	\$0.00	\$0.00
ISCH Representative teams	\$3.00	\$0.00	\$0.00	\$0.00	\$3.00
IVANOFF, Solomon	\$80.00	\$0.00	\$80.00	\$0.00	\$0.00
Jenkins, John	\$120.00	\$0.00	\$0.00	\$0.00	\$120.00
LILLIE, Jordan	\$80.00	\$0.00	\$80.00	\$0.00	\$0.00
LITCHFIELD, Hugh	\$80.00	\$0.00	\$80.00	\$0.00	\$0.00
LUCAS, Piper	\$80.00	\$0.00	\$80.00	\$0.00	\$0.00
MANTEI, Eleanor	\$270.31	\$0.00	\$270.31	\$0.00	\$0.00
MARIS, Isaac	\$80.00	\$0.00	\$80.00	\$0.00	\$0.00
MARKWELL, Zali	\$80.00	\$0.00	\$80.00	\$0.00	\$0.00
MARSH, Jessica	\$251.50	\$0.00	\$251.50	\$0.00	\$0.00
MITCHELL, Lily	\$80.00	\$0.00	\$80.00	\$0.00	\$0.00
O'NEILL, Angus	\$80.00	\$0.00	\$80.00	\$0.00	\$0.00
O'NEILL, Lachlan	\$80.00	\$0.00	\$80.00	\$0.00	\$0.00
PABIS, Abbey	\$179.00	\$0.00	\$179.00	\$0.00	\$0.00
PALIN, Alexia	\$251.50	\$0.00	\$251.50	\$0.00	\$0.00
PATSALIDES, Keira	\$80.00	\$0.00	\$80.00	\$0.00	\$0.00
PEARSON, Teah	\$80.00	\$0.00	\$80.00	\$0.00	\$0.00
PERKINS, Mier	\$220.00	\$0.00	\$220.00	\$0.00	\$0.00
PERSIAN, Anna	\$80.00	\$0.00	\$80.00	\$0.00	\$0.00
RAISON, Sarah	\$80.00	\$0.00	\$80.00	\$0.00	\$0.00
RIECK, Hayley	\$426.21	\$0.00	\$426.21	\$0.00	\$0.00
SCHOFIELD, Kirra	\$140.95	\$0.00	\$140.95	\$0.00	\$0.00
SHARPE, Ross	\$40.00	\$0.00	\$0.00	\$0.00	\$40.00
SHAW, Grace	\$80.00	\$0.00	\$80.00	\$0.00	\$0.00
SMALLHORN, Claire	\$270.31	\$0.00	\$270.31	\$0.00	\$0.00
SMITH, Archie	\$80.00	\$0.00	\$80.00	\$0.00	\$0.00
SMITH, Marisa	\$468.00	\$0.00	\$0.00	\$468.00	\$0.00
SMITH, Rick	\$120.00	\$0.00	\$0.00	\$0.00	\$120.00
St Georges Basin Hockey Club	\$1,470.00	\$0.00	\$1,470.00	\$0.00	\$0.00
STAMP, Chekira	\$308.00	\$0.00	\$0.00	\$0.00	\$308.00
STAMP, Montana	\$80.00	\$0.00	\$80.00	\$0.00	\$0.00
STEWART, Demi	\$270.29	\$0.00	\$270.29	\$0.00	\$0.00
TURNBULL, Aimee	\$80.00	\$0.00	\$80.00	\$0.00	\$0.00
TWIGG, Ella	\$350.31	\$0.00	\$350.31	\$0.00	\$0.00
VORSTER, Mia	\$184.60	\$0.00	\$184.60	\$0.00	\$0.00
WARD, Thomas	\$80.00	\$0.00	\$80.00	\$0.00	\$0.00

# Illawarra South Coast Hockey Inc

Illawarra Hockey Centre  
Waples Road Unanderra NSW

ABN: 91 639 853 141  
Email: [finance@ihockey.com.au](mailto:finance@ihockey.com.au)

## Aged Receivables [Summary]

As of 14-Sep-15

Name	Total Due	Current	1 - 30	31 - 60	60+
WELLS, Mitch	\$80.00	\$0.00	\$80.00	\$0.00	\$0.00
WHITEHEAD, Lucie	\$80.00	\$0.00	\$80.00	\$0.00	\$0.00
Williams, John	\$120.00	\$0.00	\$0.00	\$0.00	\$120.00
Wilsmore, Brent	\$120.00	\$0.00	\$0.00	\$0.00	\$120.00
Wilson, Mark	\$120.00	\$0.00	\$0.00	\$0.00	\$120.00
WORNER BUTCHER, Rowey	\$179.00	\$0.00	\$179.00	\$0.00	\$0.00
WRIGHT-SMITH, Samuel	\$80.00	\$0.00	\$80.00	\$0.00	\$0.00
Total:	\$14,297.05	\$0.00	\$9,870.05	\$726.00	\$3,701.00
Ageing Percent:		0.0%	69.0%	5.1%	25.9%

## Illawarra South Coast Hockey Inc

Illawarra Hockey Centre  
Waples Road Unanderra NSW

ABN: 91 639 853 141  
Email: [finance@ihockey.com.au](mailto:finance@ihockey.com.au)

### Aged Payables [Summary]

As of 14-Sep-15

Name	Total Due	Current	1 - 30	31 - 60	60+
Huk, Peter	\$20.00	\$0.00	\$0.00	\$0.00	\$20.00
Riverview Motor Inn Taree	(\$400.00)	(\$400.00)	\$0.00	\$0.00	\$0.00
SKYRING, Mungo	\$30.00	\$0.00	\$0.00	\$0.00	\$30.00
STREET, Tyson	\$110.00	\$0.00	\$0.00	\$0.00	\$110.00
Umpires	\$95.50	\$0.00	\$0.00	\$0.00	\$95.50
Total:	(\$144.50)	(\$400.00)	\$0.00	\$0.00	\$255.50
Ageing Percent:		276.8%	0.0%	0.0%	176.8%

My Accounts	Payment	Business	Other
-------------	---------	----------	-------

## My ACCOUNTS

member name: **Illawarra South Coast Hockey Incorporated**








member number: **ischwjohnston**

last access: **14-Sep-2015 18:43**




today's date: **14-Sep-2015 18:59**

secure messages **[ 28 ] unread messages.**



	account number	description	status	current balance	available balance	
	26731298	Transaction Account (SIGNATORY ACCOUNT)	Open	12,090.69	12,090.69	<a href="#">show</a>
	26731306	Visa Card Account	Open	1,678.52	1,678.52	<a href="#">show</a>
	26731314	Investment Account (SIGNATORY ACCOUNT)	Open	181,491.00	181,491.00	<a href="#">show</a>
	26731330	RA - IDH Transaction (SIGNATORY ACCOUNT)	Open	0.00	0.00	<a href="#">show</a>
	26731348	RA - IDH Field (SIGNATORY ACCOUNT)	Open	31,998.13	31,998.13	<a href="#">show</a>
	26731355	RA - IDH Indoor (SIGNATORY ACCOUNT)	Open	35,432.98	35,432.98	<a href="#">show</a>
	26731363	RA - IDH Masters (SIGNATORY ACCOUNT)	Dormant	9,351.05	9,351.05	<a href="#">show</a>

### non-account related actions

-  Payments and Transfers.
-  Update access details.
-  Update business details.

### continue

-  Log off.



**Reconciliation Report**

Illawarra Hockey Centre  
Waples Road Unanderra NSW

ABN: 91 639 853 141  
Email: finance@ihockey.com.au

ID No.	Date Memo/Payee	Deposit	Withdrawal
--------	-----------------	---------	------------

**Account:** 1-1100      **Transaction Account**  
**Date Of Bank Statement:** 14-Sep-15  
**Last Reconciled:** 14-Sep-15  
**Last Reconciled Balance:** \$12,090.69

**Reconciled Cheques**

195	01-Sep-15	MYOB Australia Pty Ltd	\$94.50
196	02-Sep-15	Metropolitan South West Hockey Association	\$300.00
197	02-Sep-15	Illawarra Hockey Inc	\$8,527.50
198	02-Sep-15	Jumping Jays	\$1,050.00
199	02-Sep-15	UOW Recreation & Aquatic Centre	\$645.00
IE130915	03-Sep-15	trf trans to visa	\$1,181.80
IE130915	03-Sep-15	trf trans to inv	\$11,105.32
Total:			\$0.00      \$22,904.12

**Reconciled Deposits**

CR000745	02-Sep-15	IMG Sports Technology	\$315.60
CR000746	03-Sep-15	Payment; SANDY, Isabella	\$270.31
CR000752	03-Sep-15	Payment; Illawarra Master Builders Club	\$2,200.00
CR000753	04-Sep-15	Payment; BALLARD, Nathan	\$80.00
CR000750	04-Sep-15	Bank Deposit	\$382.80
CR000751	08-Sep-15	Payment; POTTER, Jessica	\$270.31
CR000754	08-Sep-15	Payment; Berry Women's Hockey Club	\$2,127.00
CR000755	08-Sep-15	Payment; BAILEY, Abby	\$80.00
CR000756	08-Sep-15	Payment; PICKERING, Hailee	\$80.00
CR000757	14-Sep-15	Payment; HORTON, Paige	\$126.50
Total:			\$5,932.52      \$0.00

**Reconciliation:**

AccountRight Balance On 14-Sep-15:	\$12,090.69
Add: Outstanding Cheques:	\$0.00
SubTotal:	\$12,090.69
Deduct: Outstanding Deposits:	\$0.00
Expected Balance On Statement:	\$12,090.69