

Balance Sheet

As of 27/07/2015

Assets**Current Assets****Cash Assets**

Transaction Account	\$13,860.96
Visa Card Account	\$2,000.00
Investment Account	\$150,000.00

Total Cash Assets	\$165,860.96
-------------------	--------------

Non Cash Assets

Accounts Receivable	\$63,918.97
Prepaid Expenses	\$2,000.00

Total Non Cash Assets	\$65,918.97
-----------------------	-------------

Total Current Assets	\$231,779.93
----------------------	--------------

Restricted Assets**Illawarra District Hockey**

IDH Field Hockey Investment	\$31,872.89
IDH Indoor Hockey Investment	\$31,424.12
IDH Masters Hockey Investment	\$9,314.62

Total Illawarra District Hockey	\$72,611.63
---------------------------------	-------------

Total Restricted Assets	\$72,611.63
-------------------------	-------------

Total Assets	\$304,391.56
--------------	--------------

Liabilities

Accounts Payable	\$7,707.50
Customer Deposits	\$387.50
GST Collected	\$1,078.00
GST Paid	-\$1,854.58

Total Liabilities	\$7,318.42
-------------------	------------

Net Assets	\$297,073.14
------------	--------------

Equity

Retained Earnings	\$259,090.49
Current Year Earnings	\$37,982.65

Total Equity	\$297,073.14
--------------	--------------

This report includes Year-End Adjustments.

Profit & Loss [Budget Analysis]

October 2014 To July 2015

	Selected Period	Budgeted	\$ Difference	% Difference
Income				
Finance & Administration				
Membership	\$52,684	\$49,629	\$3,055	6.2%
Sponsorship	\$13,000	\$15,500	-\$2,500	(16.1)%
Finance	\$969	\$2,000	-\$1,031	(51.5)%
Total Finance & Administration	\$66,653	\$67,129	-\$476	(0.7)%
Marketing & Promotion				
Events	\$2,864	\$0	\$2,864	NA
State Championship Hosting	\$2,290	\$0	\$2,290	NA
Hockey Carnivals	\$877	\$0	\$877	NA
Total Marketing & Promotion	\$6,031	\$0	\$6,031	NA
Field Representative Teams				
Uniform Sales	\$311	\$0	\$311	NA
Junior Boys Rep Teams	\$7,042	\$0	\$7,042	NA
Junior Girls Rep Teams	\$10,839	\$0	\$10,839	NA
Masters Mens Rep Teams	\$8,141	\$0	\$8,141	NA
Masters Womens Rep Teams	\$7,200	\$0	\$7,200	NA
Total Field Representative Teams	\$33,533	\$0	\$33,533	NA
Indoor Representative Teams				
Junior Boys Indoor Rep Teams	\$8,683	\$0	\$8,683	NA
Junior Girls Indoor Rep Teams	\$17,743	\$0	\$17,743	NA
Mens Indoor Rep Teams	\$2,877	\$0	\$2,877	NA
Womens Indoor Rep Teams	\$2,205	\$0	\$2,205	NA
Masters Mens Indoor Rep Teams	\$2,497	\$0	\$2,497	NA
Masters Womens Indoor Rep Team	\$8,486	\$0	\$8,486	NA
Total Indoor Representative Teams	\$42,491	\$0	\$42,491	NA
Game Development				
Development Days	\$245	\$0	\$245	NA
Total Game Development	\$245	\$0	\$245	NA
Officiating				
Field Officiating Levy	\$53,426	\$0	\$53,426	NA
Indoor Officiating Levy	\$16,364	\$0	\$16,364	NA
Total Officiating	\$69,790	\$0	\$69,790	NA
Field Competitions				
Junior Field Competitions	\$43,889	\$0	\$43,889	NA
Mens Field Competitions	\$71,864	\$0	\$71,864	NA
Womens Field Competitions	\$91,939	\$0	\$91,939	NA
Shoalhaven Field Competitions	\$27,556	\$0	\$27,556	NA
Social Field Competitions	\$2,094	\$0	\$2,094	NA
Total Field Competitions	\$237,342	\$0	\$237,342	NA
Indoor Competitions				
Junior Indoor Competitions	\$7,528	\$0	\$7,528	NA
Girls Indoor Competitions	\$2,200	\$0	\$2,200	NA
Mens Indoor Competitions	\$11,936	\$0	\$11,936	NA
Womens Indoor Competitions	\$12,485	\$0	\$12,485	NA
Total Indoor Competitions	\$34,150	\$0	\$34,150	NA
Total Income	\$490,236	\$67,129	\$423,107	630.3%
Gross Profit	\$490,236	\$67,129	\$423,107	630.3%

Profit & Loss [Budget Analysis]

October 2014 To July 2015

	Selected Period	Budgeted	\$ Difference	% Difference
Expenses				
Finance & Administration				
Membership	\$13,333	\$14,278	-\$946	(6.6)%
Sponsorship	\$6,000	\$6,000	\$0	0.0%
Administration	\$910	\$1,800	-\$890	(49.5)%
Finance	\$1,418	\$2,000	-\$582	(29.1)%
Total Finance & Administration	\$21,661	\$24,078	-\$2,417	(10.0)%
Marketing & Promotion				
Marketing	\$0	\$1,000	-\$1,000	(100.0)%
Call to Arms	-\$984	\$0	-\$984	NA
Awards Night	\$0	\$1,500	-\$1,500	(100.0)%
Representative Team Awards	\$0	\$800	-\$800	(100.0)%
State Championships Hosting	\$5,493	\$0	\$5,493	NA
Hockey Carnivals	\$977	\$0	\$977	NA
Total Marketing & Promotion	\$5,487	\$3,300	\$2,187	66.3%
Field Representative Teams				
Junior Boys Rep Teams	\$17,078	\$4,800	\$12,278	255.8%
Junior Girls Rep Teams	\$25,049	\$4,800	\$20,249	421.8%
Mens Rep Teams	\$2,320	\$2,500	-\$180	(7.2)%
Womens Rep Teams	\$2,406	\$2,500	-\$94	(3.7)%
Masters Mens Rep Teams	\$9,119	\$4,800	\$4,319	90.0%
Masters Womens Rep Teams	\$10,366	\$4,800	\$5,566	116.0%
Total Field Representative Teams	\$66,339	\$24,200	\$42,139	174.1%
Indoor Representative Teams				
Junior Boys Indoor Rep Teams	\$8,683	\$3,000	\$5,683	189.4%
Junior Girls Indoor Rep Teams	\$17,743	\$3,000	\$14,743	491.4%
Mens Indoor Rep Teams	\$2,877	\$1,000	\$1,877	187.7%
Womens Indoor Rep Teams	\$2,186	\$1,000	\$1,186	118.6%
Masters Mens Indoor Rep Teams	\$2,497	\$1,000	\$1,497	149.7%
Masters Womens Indoor Rep Team	\$8,500	\$1,000	\$7,500	750.0%
Total Indoor Representative Teams	\$42,487	\$10,000	\$32,487	324.9%
Game Development				
IAS Subsidy	\$3,173	\$3,500	-\$327	(9.3)%
Player Development	\$0	\$1,000	-\$1,000	(100.0)%
Coach Development	\$0	\$1,000	-\$1,000	(100.0)%
Total Game Development	\$3,173	\$5,500	-\$2,327	(42.3)%
Officiating				
Officiating Voucher Printing	\$522	\$0	\$522	NA
Field Voucher Claims	\$20,830	\$0	\$20,830	NA
Indoor Voucher Claims	\$15,470	\$0	\$15,470	NA
Umpire Uniforms	\$0	\$1,000	-\$1,000	(100.0)%
Umpire Development	\$154	\$1,000	-\$846	(84.6)%
Total Officiating	\$36,977	\$2,000	\$34,977	1,748.8%
Field Competitions				
Junior Field Competitions	\$13,868	\$0	\$13,868	NA
Men's Field Competitions	\$34,261	\$0	\$34,261	NA
Women's Field Competitions	\$43,574	\$0	\$43,574	NA
Shoalhaven Field Competitions	\$14,906	\$0	\$14,906	NA
Social Field Competitions	\$1,834	\$0	\$1,834	NA
Total Field Competitions	\$108,443	\$0	\$108,443	NA
Indoor Competitions				

Profit & Loss [Budget Analysis]

October 2014 To July 2015

ABN: 91 639 853 141
Email: finance@ihockey.com.au

	Selected Period	Budgeted	\$ Difference	% Difference
Junior Indoor Competitions	\$8,451	\$0	\$8,451	NA
Girls Indoor Competitions	\$2,273	\$0	\$2,273	NA
Mens Indoor Competitions	\$10,642	\$0	\$10,642	NA
Womens Indoor Competitions	\$12,472	\$0	\$12,472	NA
Total Indoor Competitions	\$33,837	\$0	\$33,837	NA
Total Expenses	\$318,404	\$69,078	\$249,326	360.9%
Operating Profit	\$171,832	-\$1,949	\$173,781	8,916.4%

Profit & Loss [Budget Analysis]

October 2014 To July 2015

	Selected Period	Budgeted	\$ Difference	% Difference
Other Income				
IDH Restricted Asset Income				
IDH Bank Interest	\$1,546	\$0	\$1,546	NA
Total IDH Restricted Asset Income	\$1,546	\$0	\$1,546	NA
IWHA Restricted Asset Income				
IWHA Bank Interest	\$1,159	\$0	\$1,159	NA
Total IWHA Restricted Asset Income	\$1,159	\$0	\$1,159	NA
Total Other Income	\$2,705	\$0	\$2,705	NA
Other Expenses				
IDH Restrictcd Asset Expenses				
Kookaburra Shirts	\$500	\$0	\$500	NA
Indoor Rep Team Subsidy	\$3,764	\$0	\$3,764	NA
NSW Indoor Rep Player Subsidy	\$200	\$0	\$200	NA
Total IDH Restrictcd Asset Expenses	\$4,464	\$0	\$4,464	NA
IWHA Restricted Asset Expenses				
Transfer to Life Members IWHA	\$132,089	\$0	\$132,089	NA
Total IWHA Restricted Asset Expenses	\$132,089	\$0	\$132,089	NA
Total Other Expenses	\$136,554	\$0	\$136,554	NA
Net Profit/(Loss)	\$37,983	-\$1,949	\$39,932	2,048.8%

Illawarra South Coast Hockey Inc

Illawarra Hockey Centre
Waples Road Unanderra NSW

ABN: 91 639 853 141
Email: finance@ihockey.com.au

Aged Receivables [Summary]

As of 27/07/2015

Name	Total Due	Current	1 - 30	31 - 60	60+
ABBA, Sue	\$210.00	\$210.00	\$0.00	\$0.00	\$0.00
ADAMS, Josh	\$80.00	\$0.00	\$0.00	\$0.00	\$80.00
ADLINGTON, Duane	\$120.00	\$0.00	\$0.00	\$120.00	\$0.00
Albion Park Women's Hockey Club	\$1,433.00	\$0.00	\$1,433.00	\$0.00	\$0.00
ANDERSON, Brady	\$80.00	\$0.00	\$0.00	\$0.00	\$80.00
BARTON, Sharni	\$114.00	\$114.00	\$0.00	\$0.00	\$0.00
BASSETT, Lisa	\$258.00	\$258.00	\$0.00	\$0.00	\$0.00
BASSETT, Pamela	\$258.00	\$258.00	\$0.00	\$0.00	\$0.00
Berry Women's Hockey Club	\$2,127.00	\$0.00	\$2,127.00	\$0.00	\$0.00
BESSELL, Sue	\$144.00	\$144.00	\$0.00	\$0.00	\$0.00
BROOKS, Judith	\$258.00	\$258.00	\$0.00	\$0.00	\$0.00
BURGESS, Rebecca	\$228.00	\$228.00	\$0.00	\$0.00	\$0.00
CADDICK, Lynn	\$210.00	\$210.00	\$0.00	\$0.00	\$0.00
CARR, Elaine	\$30.00	\$30.00	\$0.00	\$0.00	\$0.00
COLLETT, Jason	\$120.00	\$0.00	\$120.00	\$0.00	\$0.00
COOK, Danielle	\$228.00	\$228.00	\$0.00	\$0.00	\$0.00
CORBIN, Katie	\$258.00	\$258.00	\$0.00	\$0.00	\$0.00
CORREIA, Joanne	\$228.00	\$228.00	\$0.00	\$0.00	\$0.00
COWAN, Leanne	\$228.00	\$228.00	\$0.00	\$0.00	\$0.00
CRAMP, Pam	\$228.00	\$228.00	\$0.00	\$0.00	\$0.00
Dapto Hockey Club	\$11,329.00	\$0.00	\$11,329.00	\$0.00	\$0.00
DAVIES, Katrina	\$258.00	\$258.00	\$0.00	\$0.00	\$0.00
DAVIS, Janelle	\$228.00	\$228.00	\$0.00	\$0.00	\$0.00
DE BRUYN, Michael	\$120.00	\$0.00	\$120.00	\$0.00	\$0.00
Fairy Meadow Hockey Club	\$6,058.87	\$0.00	\$6,058.87	\$0.00	\$0.00
FERGUSON, Comfort	\$387.50	\$0.00	\$0.00	\$0.00	\$387.50
FHE Illawarra	\$1,650.00	\$1,650.00	\$0.00	\$0.00	\$0.00
FLINT, Alison	\$258.00	\$258.00	\$0.00	\$0.00	\$0.00
GEE, Scott	\$120.00	\$0.00	\$0.00	\$120.00	\$0.00
GILROY, Louise	\$258.00	\$258.00	\$0.00	\$0.00	\$0.00
GRADY, Patrick	\$120.00	\$0.00	\$120.00	\$0.00	\$0.00
HASLAM, Sandra	\$228.00	\$228.00	\$0.00	\$0.00	\$0.00
HAYMAN, Richard	\$120.00	\$0.00	\$0.00	\$120.00	\$0.00
HEALEY, Karen	\$258.00	\$258.00	\$0.00	\$0.00	\$0.00
HOCKEY, Shane	\$120.00	\$0.00	\$120.00	\$0.00	\$0.00
HURRY, Philippa	\$153.60	\$153.60	\$0.00	\$0.00	\$0.00
Illawarra Hockey Inc.	\$2,750.00	\$0.00	\$0.00	\$0.00	\$2,750.00
Illawarra Master Builders Club	\$2,200.00	\$2,200.00	\$0.00	\$0.00	\$0.00
Illawarra South Coast Hockey	\$100.00	\$100.00	\$0.00	\$0.00	\$0.00
ISCH Representative teams	\$3.00	\$0.00	\$3.00	\$0.00	\$0.00
Jenkins, John	\$120.00	\$0.00	\$0.00	\$0.00	\$120.00
JERMYN, Rebecca	\$258.00	\$258.00	\$0.00	\$0.00	\$0.00
JOHNSTON, Tracey	\$228.00	\$228.00	\$0.00	\$0.00	\$0.00
JONES, Neil	\$120.00	\$0.00	\$0.00	\$120.00	\$0.00
JOYCE, Callum	\$455.00	\$0.00	\$0.00	\$455.00	\$0.00
Kangaroo Valley Hockey Club	\$7,062.00	\$7,062.00	\$0.00	\$0.00	\$0.00
Kiama Hockey Club	\$5,706.00	\$0.00	\$5,706.00	\$0.00	\$0.00
MACPHERSON, Shay	\$228.00	\$228.00	\$0.00	\$0.00	\$0.00
MARSH, Montana	\$387.50	\$0.00	\$0.00	\$0.00	\$387.50
MASSIE, Erin	\$387.50	\$0.00	\$0.00	\$0.00	\$387.50
MILLARD, Anne	\$258.00	\$258.00	\$0.00	\$0.00	\$0.00
MIOTTO, Debbie	\$228.00	\$228.00	\$0.00	\$0.00	\$0.00
MOWBRAY, Janelle	\$258.00	\$258.00	\$0.00	\$0.00	\$0.00
Oaks Women's Hockey Club	\$6,411.00	\$0.00	\$6,411.00	\$0.00	\$0.00

Illawarra South Coast Hockey Inc

Illawarra Hockey Centre
Waples Road Unanderra NSW

ABN: 91 639 853 141
Email: finance@ihockey.com.au

Aged Receivables [Summary]

As of 27/07/2015

Name	Total Due	Current	1 - 30	31 - 60	60+
ORTH, Ernest	\$120.00	\$0.00	\$0.00	\$120.00	\$0.00
PERRY, Rebecca	\$228.00	\$228.00	\$0.00	\$0.00	\$0.00
PLUMRIDGE, Luke	\$80.00	\$0.00	\$0.00	\$0.00	\$80.00
ROWE, Peter	\$120.00	\$0.00	\$0.00	\$120.00	\$0.00
SCARD, Shane	\$120.00	\$0.00	\$120.00	\$0.00	\$0.00
SCHOFIELD, Paul	\$120.00	\$0.00	\$120.00	\$0.00	\$0.00
SHARPE, Ross	\$40.00	\$0.00	\$0.00	\$0.00	\$40.00
SHEPPARD, Jake	\$213.40	\$0.00	\$0.00	\$133.40	\$80.00
SHEPPARD, Lisa	\$258.00	\$258.00	\$0.00	\$0.00	\$0.00
Shoalhaven Heads Hockey Club	\$4,650.00	\$4,650.00	\$0.00	\$0.00	\$0.00
SMID, Col	\$120.00	\$0.00	\$0.00	\$120.00	\$0.00
SMITH, Marisa	\$468.00	\$468.00	\$0.00	\$0.00	\$0.00
SMITH, Rick	\$120.00	\$0.00	\$0.00	\$0.00	\$120.00
STAMP, Chekira	\$308.00	\$0.00	\$0.00	\$0.00	\$308.00
STEWART, Lily	\$290.60	\$0.00	\$0.00	\$0.00	\$290.60
TARRANT, Gaye	\$228.00	\$228.00	\$0.00	\$0.00	\$0.00
THOMAS, Susan	\$288.00	\$288.00	\$0.00	\$0.00	\$0.00
VAN EIMEREN, Paul	\$120.00	\$0.00	\$0.00	\$120.00	\$0.00
Williams, John	\$120.00	\$0.00	\$0.00	\$0.00	\$120.00
Wilsmore, Brent	\$120.00	\$0.00	\$120.00	\$0.00	\$0.00
Wilson, Mark	\$120.00	\$0.00	\$0.00	\$0.00	\$120.00
Total:	\$63,918.97	\$23,111.60	\$33,907.87	\$1,548.40	\$5,351.10
Ageing Percent:		36.2%	53.0%	2.4%	8.4%

Illawarra South Coast Hockey IncIllawarra Hockey Centre
Waples Road Unanderra NSW

ABN: 91 639 853 141

Email: finance@ihockey.com.au**Aged Payables [Summary]**

As of 27/07/2015

Name	Total Due	Current	1 - 30	31 - 60	60+
Huk, Peter	\$20.00	\$0.00	\$0.00	\$0.00	\$20.00
Riverview Motor Inn Taree	\$6,080.00	\$0.00	\$0.00	\$0.00	\$6,080.00
Shoalhaven Womens Masters	\$1,317.00	\$1,317.00	\$0.00	\$0.00	\$0.00
SKYRING, Mungo	\$30.00	\$0.00	\$0.00	\$0.00	\$30.00
STREET, Tyson	\$110.00	\$0.00	\$0.00	\$0.00	\$110.00
Umpires	\$150.50	\$0.00	\$0.00	\$0.00	\$150.50
Total:	\$7,707.50	\$1,317.00	\$0.00	\$0.00	\$6,390.50
Ageing Percent:		17.1%	0.0%	0.0%	82.9%

My Accounts	Payment	Business	Others	Lc
-------------	---------	----------	--------	----

MY ACCOUNTS

member name: **Illawarra South Coast Hockey Incorporated**








member number: **ischwjohnston**

last access: **27-Jul-2015 09:17**




todays date: **27-Jul-2015 09:27**

secure messages **[0] unread messages.**

Business@work
**Illawarra
means
BUSINESS**

	account number	description	status	current balance	available balance	
	26731298	Transaction Account (SIGNATORY ACCOUNT)	Open	13,860.96	13,860.96	show trans
	26731306	Visa Card Account	Open	2,000.00	2,000.00	show trans
	26731314	Investment Account (SIGNATORY ACCOUNT)	Open	150,000.00	134,200.00	show trans
	26731330	RA - IDH Transaction (SIGNATORY ACCOUNT)	Open	0.00	0.00	show trans
	26731348	RA - IDH Field (SIGNATORY ACCOUNT)	Open	31,872.89	31,872.89	show trans
	26731355	RA - IDH Indoor (SIGNATORY ACCOUNT)	Open	31,424.12	31,424.12	show trans
	26731363	RA - IDH Masters (SIGNATORY ACCOUNT)	Open	9,314.62	9,314.62	show trans

non-account related actions

-  Payments and Transfers.
-  Update access details.
-  Update business details.

continue

-  Log off.