

Balance Sheet

As of 22/06/2015

Assets**Current Assets****Cash Assets**

Transaction Account	\$5,710.76
Visa Card Account	\$1,000.00
Investment Account	\$125,000.00

Total Cash Assets	\$131,710.76
-------------------	--------------

Non Cash Assets

Accounts Receivable	\$147,706.02
Prepaid Expenses	\$1,170.00

Total Non Cash Assets	\$148,876.02
-----------------------	--------------

Total Current Assets	\$280,586.78
----------------------	--------------

Restricted Assets**Illawarra District Hockey**

IDH Field Hockey Investment	\$32,311.81
IDH Indoor Hockey Investment	\$31,364.83
IDH Masters Hockey Investment	\$9,297.04

Total Illawarra District Hockey	\$72,973.68
---------------------------------	-------------

Total Restricted Assets	\$72,973.68
-------------------------	-------------

Total Assets	\$353,560.46
--------------	--------------

Liabilities

Accounts Payable	\$2,252.00
Customer Deposits	\$467.50
GST Collected	\$22,069.74
GST Paid	-\$5,763.55

Total Liabilities	\$19,025.69
-------------------	-------------

Net Assets	\$334,534.77
------------	--------------

Equity

Retained Earnings	\$259,090.49
Current Year Earnings	\$75,444.28

Total Equity	\$334,534.77
--------------	--------------

This report includes Year-End Adjustments.

Profit & Loss [Budget Analysis]

October 2014 To June 2015

	Selected Period	Budgeted	\$ Difference	% Difference
Income				
Finance & Administration				
Membership				
Registrations	\$51,747.10	\$49,629.00	\$2,118.10	4.3%
Total Membership	\$51,747.10	\$49,629.00	\$2,118.10	4.3%
Sponsorship				
Illawarra Credit Union	\$7,500.00	\$10,000.00	-\$2,500.00	(25.0)%
Master Builders	\$0.00	\$2,000.00	-\$2,000.00	(100.0)%
FHE	\$0.00	\$1,500.00	-\$1,500.00	(100.0)%
People Care	\$2,000.00	\$1,000.00	\$1,000.00	100.0%
Physical Therapy	\$0.00	\$1,000.00	-\$1,000.00	(100.0)%
Total Sponsorship	\$9,500.00	\$15,500.00	-\$6,000.00	(38.7)%
Finance				
Bank Interest	\$729.86	\$2,000.00	-\$1,270.14	(63.5)%
Total Finance	\$729.86	\$2,000.00	-\$1,270.14	(63.5)%
Total Finance & Administration	\$61,976.96	\$67,129.00	-\$5,152.04	(7.7)%
Marketing & Promotion				
Events				
Awards Night	\$2,863.64	\$0.00	\$2,863.64	NA
Total Events	\$2,863.64	\$0.00	\$2,863.64	NA
State Championship Hosting				
NSW Open Mens Indoor	\$410.00	\$0.00	\$410.00	NA
NSW Open Womens Indoor	\$360.00	\$0.00	\$360.00	NA
NSW U18 Boys Indoor	\$470.00	\$0.00	\$470.00	NA
NSW U18 Girls Indoor	\$570.00	\$0.00	\$570.00	NA
NSW Mens Masters Indoor	\$480.00	\$0.00	\$480.00	NA
Total State Championship Hosting	\$2,290.00	\$0.00	\$2,290.00	NA
Hockey Carnivals				
Indoor Development Carnival	\$877.28	\$0.00	\$877.28	NA
Total Hockey Carnivals	\$877.28	\$0.00	\$877.28	NA
Total Marketing & Promotion	\$6,030.92	\$0.00	\$6,030.92	NA
Field Representative Teams				
Uniform Sales	\$310.91	\$0.00	\$310.91	NA
Junior Boys Rep Teams				
U13 Boys Rep Team	\$0.91	\$0.00	\$0.91	NA
U15 Boys Rep Teams	\$4,659.36	\$0.00	\$4,659.36	NA
U18 Boys Rep Teams	\$2,290.99	\$0.00	\$2,290.99	NA
Total Junior Boys Rep Teams	\$6,951.26	\$0.00	\$6,951.26	NA
Junior Girls Rep Teams				
U13 Girls Rep Teams	\$0.91	\$0.00	\$0.91	NA
U15 Girls Rep Teams	\$0.91	\$0.00	\$0.91	NA
U18 Girls Rep Teams	\$10,837.35	\$0.00	\$10,837.35	NA
Total Junior Girls Rep Teams	\$10,839.17	\$0.00	\$10,839.17	NA
Masters Mens Rep Teams				
Masters Mens O40 Rep Teams	\$2,072.71	\$0.00	\$2,072.71	NA
Masters Mens O45 Rep Teams	\$1,309.08	\$0.00	\$1,309.08	NA
Masters Mens O50 Rep Teams	\$1,418.17	\$0.00	\$1,418.17	NA
Masters Mens O55 Rep Teams	\$3,290.88	\$0.00	\$3,290.88	NA
Mens Masters Other	\$159.09	\$0.00	\$159.09	NA
Total Masters Mens Rep Teams	\$8,249.93	\$0.00	\$8,249.93	NA

Profit & Loss [Budget Analysis]

October 2014 To June 2015

	Selected Period	Budgeted	\$ Difference	% Difference
Masters Womens Rep Teams				
Masters Womens	\$1,000.00	\$0.00	\$1,000.00	NA
Total Masters Womens Rep Teams	\$1,000.00	\$0.00	\$1,000.00	NA
Total Field Representative Teams	\$27,351.27	\$0.00	\$27,351.27	NA
Indoor Representative Teams				
Junior Boys Indoor Rep Teams				
Indoor Competition Levy (JB)	\$2,930.30	\$0.00	\$2,930.30	NA
IDH Subsidy	\$2,298.41	\$0.00	\$2,298.41	NA
U13 Boys Indoor Rep Teams	\$1,200.05	\$0.00	\$1,200.05	NA
U15 Boys Indoor Rep Teams	\$1,345.50	\$0.00	\$1,345.50	NA
U18 Boys Indoor Rep Teams	\$909.05	\$0.00	\$909.05	NA
Total Junior Boys Indoor Rep Teams	\$8,683.31	\$0.00	\$8,683.31	NA
Junior Girls Indoor Rep Teams				
Indoor Competition Levy (JG)	\$1,909.09	\$0.00	\$1,909.09	NA
IWhA Subsidy	\$6,118.10	\$0.00	\$6,118.10	NA
U13 Girls Indoor Rep Teams	\$3,725.53	\$0.00	\$3,725.53	NA
U15 Girls Indoor Rep Teams	\$5,040.00	\$0.00	\$5,040.00	NA
U18 Girls Indoor Rep Teams	\$950.00	\$0.00	\$950.00	NA
Total Junior Girls Indoor Rep Teams	\$17,742.72	\$0.00	\$17,742.72	NA
Mens Indoor Rep Teams				
Indoor Competition Levy (M)	\$748.48	\$0.00	\$748.48	NA
IDH Subsidy	\$1,119.80	\$0.00	\$1,119.80	NA
Open Mens Indoor Rep Teams	\$1,008.99	\$0.00	\$1,008.99	NA
Total Mens Indoor Rep Teams	\$2,877.27	\$0.00	\$2,877.27	NA
Womens Indoor Rep Teams				
Indoor Competition Levy (W)	\$954.54	\$0.00	\$954.54	NA
Open Womens Indoor Rep Teams	\$1,250.00	\$0.00	\$1,250.00	NA
Total Womens Indoor Rep Teams	\$2,204.54	\$0.00	\$2,204.54	NA
Masters Mens Indoor Rep Teams				
Indoor Competition Levy (MM)	\$748.48	\$0.00	\$748.48	NA
IDH Subsidy	\$277.96	\$0.00	\$277.96	NA
Masters Mens Indoor Rep Teams	\$1,470.83	\$0.00	\$1,470.83	NA
Total Masters Mens Indoor Rep Team:	\$2,497.27	\$0.00	\$2,497.27	NA
Masters Womens Indoor Rep Team				
Indoor Competition Levy (WM)	\$954.55	\$0.00	\$954.55	NA
Masters Womens Indoor Rep Team	\$7,531.82	\$0.00	\$7,531.82	NA
Total Masters Womens Indoor Rep Te	\$8,486.37	\$0.00	\$8,486.37	NA
Total Indoor Representative Teams	\$42,491.48	\$0.00	\$42,491.48	NA
Officiating				
Field Officiating Levy	\$53,426.00	\$0.00	\$53,426.00	NA
Indoor Officiating Levy	\$16,364.00	\$0.00	\$16,364.00	NA
Total Officiating	\$69,790.00	\$0.00	\$69,790.00	NA
Field Competitions				
Junior Field Competitions				
Team Fees Juniors	\$31,873.32	\$0.00	\$31,873.32	NA
Team Fees Girls	\$7,311.46	\$0.00	\$7,311.46	NA
Team Fees Minkey	\$4,704.54	\$0.00	\$4,704.54	NA
Total Junior Field Competitions	\$43,889.32	\$0.00	\$43,889.32	NA
Mens Field Competitions				
Team Fees Men	\$71,863.63	\$0.00	\$71,863.63	NA

Profit & Loss [Budget Analysis]

October 2014 To June 2015

	Selected Period	Budgeted	\$ Difference	% Difference
Total Mens Field Competitions	\$71,863.63	\$0.00	\$71,863.63	NA
Womens Field Competitions				
Womens (IH) Team Fees	\$56,408.19	\$0.00	\$56,408.19	NA
Womens (CR) Team Fees	\$35,530.90	\$0.00	\$35,530.90	NA
Total Womens Field Competitions	\$91,939.09	\$0.00	\$91,939.09	NA
Shoalhaven Field Competitions				
Shoalhaven Mens Team Fees	\$15,349.07	\$0.00	\$15,349.07	NA
Shoalhaven Womens Team Fees	\$12,207.29	\$0.00	\$12,207.29	NA
Total Shoalhaven Field Competitions	\$27,556.36	\$0.00	\$27,556.36	NA
Social Field Competitions				
Summer Veterans (IH)	\$2,093.63	\$0.00	\$2,093.63	NA
Total Social Field Competitions	\$2,093.63	\$0.00	\$2,093.63	NA
Total Field Competitions	\$237,342.03	\$0.00	\$237,342.03	NA
Indoor Competitions				
Junior Indoor Competitions	\$7,528.19	\$0.00	\$7,528.19	NA
Girls Indoor Competitions	\$2,200.01	\$0.00	\$2,200.01	NA
Mens Indoor Competitions	\$11,936.29	\$0.00	\$11,936.29	NA
Womens Indoor Competitions	\$12,485.34	\$0.00	\$12,485.34	NA
Total Indoor Competitions	\$34,149.83	\$0.00	\$34,149.83	NA
Total Income	\$479,132.49	\$67,129.00	\$412,003.49	613.7%
Gross Profit	\$479,132.49	\$67,129.00	\$412,003.49	613.7%

Profit & Loss [Budget Analysis]

October 2014 To June 2015

ABN: 91 639 853 141
Email: finance@ihockey.com.au

	Selected Period	Budgeted	\$ Difference	% Difference
Expenses				
Finance & Administration				
Membership				
Life Members	\$80.00	\$800.00	-\$720.00	(90.0)%
NSW Affiliation	\$13,252.50	\$13,478.00	-\$225.50	(1.7)%
Total Membership	\$13,332.50	\$14,278.00	-\$945.50	(6.6)%
Sponsorship				
Competition Sponsorship	\$6,000.00	\$6,000.00	\$0.00	0.0%
Total Sponsorship	\$6,000.00	\$6,000.00	\$0.00	0.0%
Administration				
Incorporation	\$86.38	\$0.00	\$86.38	NA
Directors Expenses	\$0.00	\$800.00	-\$800.00	(100.0)%
Office Expenses	\$823.33	\$1,000.00	-\$176.67	(17.7)%
Total Administration	\$909.71	\$1,800.00	-\$890.29	(49.5)%
Finance				
Audit Fees	\$500.00	\$500.00	\$0.00	0.0%
Accounting Software	\$326.86	\$470.00	-\$143.14	(30.5)%
Invoice Services	\$437.51	\$950.00	-\$512.49	(53.9)%
Bank Fees	\$27.28	\$80.00	-\$52.72	(65.9)%
Total Finance	\$1,291.65	\$2,000.00	-\$708.35	(35.4)%
Total Finance & Administration	\$21,533.86	\$24,078.00	-\$2,544.14	(10.6)%
Marketing & Promotion				
Marketing	\$0.00	\$1,000.00	-\$1,000.00	(100.0)%
Awards Night	\$0.00	\$1,500.00	-\$1,500.00	(100.0)%
Reresentative Team Awards	\$0.00	\$800.00	-\$800.00	(100.0)%
State Championships Hosting				
NSW Open Mens Indoor	\$770.00	\$0.00	\$770.00	NA
NSW Open Womens Indoor	\$683.64	\$0.00	\$683.64	NA
NSW U18 Boys Indoor	\$1,060.00	\$0.00	\$1,060.00	NA
NSW U18 Girls Indoor	\$930.00	\$0.00	\$930.00	NA
NSW Mens Masters Indoor	\$858.18	\$0.00	\$858.18	NA
Total State Championships Hosting	\$4,301.82	\$0.00	\$4,301.82	NA
Hockey Carnivals				
Indoor Development Carnival	\$977.28	\$0.00	\$977.28	NA
Total Hockey Carnivals	\$977.28	\$0.00	\$977.28	NA
Total Marketing & Promotion	\$5,279.10	\$3,300.00	\$1,979.10	60.0%
Field Representative Teams				
Junior Boys Rep Teams				
U11 Boys Rep Team	\$90.91	\$300.00	-\$209.09	(69.7)%
U13 Boys Rep Teams	\$7,090.91	\$1,500.00	\$5,590.91	372.7%
U15 Boys Rep Teams	\$5,125.45	\$1,500.00	\$3,625.45	241.7%
U18 Boys Rep Teams	\$2,337.27	\$1,500.00	\$837.27	55.8%
Total Junior Boys Rep Teams	\$14,644.54	\$4,800.00	\$9,844.54	205.1%
Junior Girls Rep Teams				
U11 Girls Rep Teams	\$0.00	\$300.00	-\$300.00	(100.0)%
U13 Girls Rep Teams	\$1,629.09	\$1,500.00	\$129.09	8.6%
U15 Girls Rep Teams	\$7,550.01	\$1,500.00	\$6,050.01	403.3%
U18 Girls Rep Teams	\$13,050.91	\$1,500.00	\$11,550.91	770.1%
Total Junior Girls Rep Teams	\$22,230.01	\$4,800.00	\$17,430.01	363.1%
Mens Rep Teams				

Profit & Loss [Budget Analysis]

October 2014 To June 2015

	Selected Period	Budgeted	\$ Difference	% Difference
Open Mens Rep Teams	\$2,320.00	\$2,500.00	-\$180.00	(7.2)%
Total Mens Rep Teams	\$2,320.00	\$2,500.00	-\$180.00	(7.2)%
Womens Rep Teams				
Open Womens Rep Teams	\$2,336.36	\$2,500.00	-\$163.64	(6.5)%
Total Womens Rep Teams	\$2,336.36	\$2,500.00	-\$163.64	(6.5)%
Masters Mens Rep Teams				
Masters Mens O35 Rep Teams	\$0.00	\$536.00	-\$536.00	(100.0)%
Masters Mens O40 Rep Teams	\$0.00	\$1,066.00	-\$1,066.00	(100.0)%
Masters Mens O45 Rep Teams	\$1,935.46	\$1,066.00	\$869.46	81.6%
Masters Mens O50 Rep Teams	\$1,363.64	\$1,066.00	\$297.64	27.9%
Masters Mens O55 Rep Teams	\$1,797.28	\$1,066.00	\$731.28	68.6%
Mens Masters Training	\$1,241.27	\$0.00	\$1,241.27	NA
Total Masters Mens Rep Teams	\$6,337.65	\$4,800.00	\$1,537.65	32.0%
Masters Womens Rep Teams				
O35 Womens Rep Teams	\$3,272.73	\$4,800.00	-\$1,527.27	(31.8)%
Total Masters Womens Rep Teams	\$3,272.73	\$4,800.00	-\$1,527.27	(31.8)%
Total Field Representative Teams	\$51,141.29	\$24,200.00	\$26,941.29	111.3%
Indoor Representative Teams				
Junior Boys Indoor Rep Teams				
U13 Boys Indoor Rep Teams	\$3,494.22	\$1,000.00	\$2,494.22	249.4%
U15 Boys Indoor Rep Teams	\$2,983.64	\$1,000.00	\$1,983.64	198.4%
U18 Boys Indoor Rep Teams	\$2,205.45	\$1,000.00	\$1,205.45	120.5%
Total Junior Boys Indoor Rep Teams	\$8,683.31	\$3,000.00	\$5,683.31	189.4%
Junior Girls Indoor Rep Teams				
U13 Girls Indoor Rep Teams	\$7,679.10	\$1,000.00	\$6,679.10	667.9%
U15 Girls Indoor Rep Teams	\$8,511.81	\$1,000.00	\$7,511.81	751.2%
U18 Girls Indoor Rep Teams	\$1,551.81	\$1,000.00	\$551.81	55.2%
Total Junior Girls Indoor Rep Teams	\$17,742.72	\$3,000.00	\$14,742.72	491.4%
Mens Indoor Rep Teams				
Open Mens Indoor Rep Teams	\$2,877.27	\$1,000.00	\$1,877.27	187.7%
Total Mens Indoor Rep Teams	\$2,877.27	\$1,000.00	\$1,877.27	187.7%
Womens Indoor Rep Teams				
Open Womens Indoor Rep Teams	\$2,186.37	\$1,000.00	\$1,186.37	118.6%
Total Womens Indoor Rep Teams	\$2,186.37	\$1,000.00	\$1,186.37	118.6%
Masters Mens Indoor Rep Teams				
O40 Mens Indoor Rep Teams	\$2,497.27	\$1,000.00	\$1,497.27	149.7%
Total Masters Mens Indoor Rep Team:	\$2,497.27	\$1,000.00	\$1,497.27	149.7%
Masters Womens Indoor Rep Team				
O35 Womens Indoor Rep Teams	\$8,500.00	\$1,000.00	\$7,500.00	750.0%
Total Masters Womens Indoor Rep Te	\$8,500.00	\$1,000.00	\$7,500.00	750.0%
Total Indoor Representative Teams	\$42,486.94	\$10,000.00	\$32,486.94	324.9%
Game Development				
IAS Subsidy	\$3,173.00	\$3,500.00	-\$327.00	(9.3)%
Player Development	\$0.00	\$1,000.00	-\$1,000.00	(100.0)%
Coach Development	\$0.00	\$1,000.00	-\$1,000.00	(100.0)%
Total Game Development	\$3,173.00	\$5,500.00	-\$2,327.00	(42.3)%
Officiating				
Officiating Voucher Printing	\$522.31	\$0.00	\$522.31	NA
Field Voucher Claims	\$13,780.00	\$0.00	\$13,780.00	NA

Profit & Loss [Budget Analysis]

October 2014 To June 2015

	Selected Period	Budgeted	\$ Difference	% Difference
Indoor Voucher Claims	\$15,470.00	\$0.00	\$15,470.00	NA
Umpire Uniforms	\$0.00	\$1,000.00	-\$1,000.00	(100.0)%
Umpire Development	\$0.00	\$1,000.00	-\$1,000.00	(100.0)%
Total Officiating	\$29,772.31	\$2,000.00	\$27,772.31	1,388.6%
Field Competitions				
Junior Field Competitions				
Field Hire (JB)	\$2,470.00	\$0.00	\$2,470.00	NA
Field Hire (JG)	\$2,290.91	\$0.00	\$2,290.91	NA
Officiating (JB)	\$8,556.00	\$0.00	\$8,556.00	NA
Total Junior Field Competitions	\$13,316.91	\$0.00	\$13,316.91	NA
Men's Field Competitions				
Field Hire (M)	\$12,306.14	\$0.00	\$12,306.14	NA
Officiating (M)	\$20,864.00	\$0.00	\$20,864.00	NA
Total Men's Field Competitions	\$33,170.14	\$0.00	\$33,170.14	NA
Women's Field Competitions				
Field Hire (WI)	\$10,650.45	\$0.00	\$10,650.45	NA
Officiating (WI)	\$16,439.00	\$0.00	\$16,439.00	NA
Officiating (WC)	\$7,567.00	\$0.00	\$7,567.00	NA
Total Women's Field Competitions	\$34,656.45	\$0.00	\$34,656.45	NA
Social Field Competitions				
Summer Veterans (IH)	\$1,833.77	\$0.00	\$1,833.77	NA
Total Social Field Competitions	\$1,833.77	\$0.00	\$1,833.77	NA
Total Field Competitions	\$82,977.27	\$0.00	\$82,977.27	NA
Indoor Competitions				
Junior Indoor Competitions				
Indoor Court Hire (JB)	\$4,879.42	\$0.00	\$4,879.42	NA
Indoor Trophies (JB)	\$1,389.82	\$0.00	\$1,389.82	NA
Indoor Rep Team Subsidy (JB)	\$2,181.81	\$0.00	\$2,181.81	NA
Total Junior Indoor Competitions	\$8,451.05	\$0.00	\$8,451.05	NA
Girls Indoor Competitions				
Indoor Court Hire (JG)	\$1,363.64	\$0.00	\$1,363.64	NA
Indoor Rep Team Subsidy (JG)	\$909.09	\$0.00	\$909.09	NA
Total Girls Indoor Competitions	\$2,272.73	\$0.00	\$2,272.73	NA
Mens Indoor Competitions				
Indoor Court Hire (M)	\$7,414.77	\$0.00	\$7,414.77	NA
Indoor Trophies (M)	\$981.82	\$0.00	\$981.82	NA
Indoor Rep Team Subsidy (M)	\$2,245.45	\$0.00	\$2,245.45	NA
Total Mens Indoor Competitions	\$10,642.04	\$0.00	\$10,642.04	NA
Womens Indoor Competitions				
Indoor Court Hire (W)	\$9,562.50	\$0.00	\$9,562.50	NA
Indoor Rep Team Subsidy (W)	\$2,909.09	\$0.00	\$2,909.09	NA
Total Womens Indoor Competitions	\$12,471.59	\$0.00	\$12,471.59	NA
Total Indoor Competitions	\$33,837.41	\$0.00	\$33,837.41	NA
Total Expenses	\$270,201.18	\$69,078.00	\$201,123.18	291.2%
Operating Profit	\$208,931.31	-\$1,949.00	\$210,880.31	10,819.9%

Profit & Loss [Budget Analysis]

October 2014 To June 2015

	Selected Period	Budgeted	\$ Difference	% Difference
Other Income				
IDH Restricted Asset Income				
IDH Bank Interest	\$1,407.84	\$0.00	\$1,407.84	NA
Total IDH Restricted Asset Income	\$1,407.84	\$0.00	\$1,407.84	NA
IWHA Restricted Asset Income				
IWHA Bank Interest	\$1,158.84	\$0.00	\$1,158.84	NA
Total IWHA Restricted Asset Income	\$1,158.84	\$0.00	\$1,158.84	NA
Total Other Income	\$2,566.68	\$0.00	\$2,566.68	NA
Other Expenses				
IDH Restrictred Asset Expenses				
Indoor Rep Team Subsidy	\$3,764.34	\$0.00	\$3,764.34	NA
NSW Indoor Rep Player Subsidy	\$200.00	\$0.00	\$200.00	NA
Total IDH Restrictred Asset Expenses	\$3,964.34	\$0.00	\$3,964.34	NA
IWHA Restricted Asset Expenses				
Transfer to Life Members IWHA	\$132,089.37	\$0.00	\$132,089.37	NA
Total IWHA Restricted Asset Expenses	\$132,089.37	\$0.00	\$132,089.37	NA
Total Other Expenses	\$136,053.71	\$0.00	\$136,053.71	NA
Net Profit/(Loss)	\$75,444.28	-\$1,949.00	\$77,393.28	3,970.9%

Illawarra South Coast Hockey Inc

Illawarra Hockey Centre
Waples Road Unanderra NSW

ABN: 91 639 853 141

Email: finance@ihockey.com.au

Aged Receivables [Summary]

As of 22/06/2015

Name	Total Due	Current	1 - 30	31 - 60	60+
ACKROYD, Mark	\$120.00	\$0.00	\$120.00	\$0.00	\$0.00
ADAMS, Josh	\$80.00	\$0.00	\$80.00	\$0.00	\$0.00
ADLINGTON, Duane	\$120.00	\$0.00	\$120.00	\$0.00	\$0.00
Albion Park Flames Hockey Club	\$2,423.00	\$2,423.00	\$0.00	\$0.00	\$0.00
Albion Park RSL Men's Hockey Club	\$21,847.00	\$21,847.00	\$0.00	\$0.00	\$0.00
Albion Park Women's Hockey Club	\$2,866.00	\$2,866.00	\$0.00	\$0.00	\$0.00
Allsorts Hockey Club	\$6,888.00	\$6,888.00	\$0.00	\$0.00	\$0.00
ANDERSON, Brady	\$80.00	\$0.00	\$80.00	\$0.00	\$0.00
ANDREWS, Phillip	\$120.00	\$0.00	\$120.00	\$0.00	\$0.00
Avondale Women's Hockey Club	\$7,726.00	\$7,726.00	\$0.00	\$0.00	\$0.00
Berry Women's Hockey Club	\$4,365.00	\$4,365.00	\$0.00	\$0.00	\$0.00
BRAMBLE, Craig	\$120.00	\$120.00	\$0.00	\$0.00	\$0.00
BROOKFIELD, David	\$120.00	\$0.00	\$120.00	\$0.00	\$0.00
BROOKFIELD, Scott	\$120.00	\$0.00	\$120.00	\$0.00	\$0.00
BULL, Garry	-\$20.00	\$0.00	\$0.00	\$0.00	-\$20.00
Burrawang Hockey Club	\$4,824.00	\$4,824.00	\$0.00	\$0.00	\$0.00
CASELL, Steven	\$120.00	\$120.00	\$0.00	\$0.00	\$0.00
COLLETT, Jason	\$120.00	\$120.00	\$0.00	\$0.00	\$0.00
CONDON, Thomas	\$80.00	\$0.00	\$80.00	\$0.00	\$0.00
CORMACK, Norman	-\$20.00	\$0.00	\$0.00	\$0.00	-\$20.00
CRANSTON, Dennis	-\$20.00	\$0.00	\$0.00	\$0.00	-\$20.00
Dapto Hockey Club	\$21,329.00	\$21,329.00	\$0.00	\$0.00	\$0.00
DAVIES, Joshua	\$80.00	\$0.00	\$80.00	\$0.00	\$0.00
DE BRUYN, Michael	\$120.00	\$120.00	\$0.00	\$0.00	\$0.00
DOLBY, Michael	\$120.00	\$120.00	\$0.00	\$0.00	\$0.00
Fairy Meadow Hockey Club	\$9,058.87	\$9,058.87	\$0.00	\$0.00	\$0.00
FERGUSON, Comfort	\$387.50	\$0.00	\$387.50	\$0.00	\$0.00
GALEA, Mitchell	\$80.00	\$0.00	\$80.00	\$0.00	\$0.00
GEE, Scott	\$120.00	\$0.00	\$120.00	\$0.00	\$0.00
GRADY, Patrick	\$120.00	\$120.00	\$0.00	\$0.00	\$0.00
HAMMOND, Peter	-\$20.00	\$0.00	\$0.00	\$0.00	-\$20.00
HAYMAN, Ben	\$80.00	\$0.00	\$80.00	\$0.00	\$0.00
HAYMAN, Richard	\$120.00	\$0.00	\$120.00	\$0.00	\$0.00
HERRINGE, Russell	-\$20.00	\$0.00	\$0.00	\$0.00	-\$20.00
HOCKEY, Shane	\$120.00	\$120.00	\$0.00	\$0.00	\$0.00
HUGHES, Bob	\$120.00	\$0.00	\$120.00	\$0.00	\$0.00
HURRY, Glen	-\$20.00	\$0.00	\$0.00	\$0.00	-\$20.00
Illawarra Hockey Inc.	\$2,750.00	\$0.00	\$0.00	\$2,750.00	\$0.00
ISCH Representative teams	\$3.00	\$0.00	\$0.00	\$3.00	\$0.00
Jenkins, John	\$120.00	\$0.00	\$0.00	\$0.00	\$120.00
JENNINGS, Toby	\$555.00	\$0.00	\$555.00	\$0.00	\$0.00
JONES, Damian	\$120.00	\$120.00	\$0.00	\$0.00	\$0.00
JONES, Neil	\$120.00	\$0.00	\$120.00	\$0.00	\$0.00
JOYCE, Callum	\$455.00	\$0.00	\$455.00	\$0.00	\$0.00
Kangaroo Valley Hockey Club	\$7,062.00	\$7,062.00	\$0.00	\$0.00	\$0.00
KELLY, Michael	-\$20.00	\$0.00	\$0.00	\$0.00	-\$20.00
Kiama Hockey Club	\$11,412.00	\$11,412.00	\$0.00	\$0.00	\$0.00
LAURENSEN, Jon	-\$20.00	\$0.00	\$0.00	\$0.00	-\$20.00
MARSH, Montana	\$387.50	\$0.00	\$387.50	\$0.00	\$0.00
MASSIE, Erin	\$387.50	\$0.00	\$387.50	\$0.00	\$0.00
Matt Elliott Plumbing	\$420.00	\$420.00	\$0.00	\$0.00	\$0.00
MAYO, Graeme	\$120.00	\$0.00	\$120.00	\$0.00	\$0.00
MCGEECHAN, Andrew	\$120.00	\$0.00	\$120.00	\$0.00	\$0.00
MIOTTO, Samara	\$300.00	\$0.00	\$300.00	\$0.00	\$0.00

Illawarra South Coast Hockey Inc

Illawarra Hockey Centre
Waples Road Unanderra NSW

ABN: 91 639 853 141

Email: finance@ihockey.com.au

Aged Receivables [Summary]

As of 22/06/2015

Name	Total Due	Current	1 - 30	31 - 60	60+
MUNRO, Paul	\$120.00	\$120.00	\$0.00	\$0.00	\$0.00
NEALON, Craig	-\$20.00	\$0.00	\$0.00	\$0.00	-\$20.00
NYRHINEN, Zac	\$80.00	\$0.00	\$80.00	\$0.00	\$0.00
Oaks Women's Hockey Club	\$6,411.00	\$6,411.00	\$0.00	\$0.00	\$0.00
ORTH, Ernest	\$120.00	\$0.00	\$120.00	\$0.00	\$0.00
PALLISTER, Matthew	\$120.00	\$0.00	\$120.00	\$0.00	\$0.00
PLUMRIDGE, Luke	\$80.00	\$0.00	\$0.00	\$0.00	\$80.00
PULLEN, Gary	-\$20.00	\$0.00	\$0.00	\$0.00	-\$20.00
Railway Greys Women's Hockey Club	\$5,050.00	\$5,050.00	\$0.00	\$0.00	\$0.00
RIECK, David	\$120.00	\$120.00	\$0.00	\$0.00	\$0.00
ROWE, Peter	\$120.00	\$0.00	\$120.00	\$0.00	\$0.00
RYAN, Garry	\$48.00	\$0.00	\$48.00	\$0.00	\$0.00
SCARD, Shane	\$120.00	\$120.00	\$0.00	\$0.00	\$0.00
SCHOFIELD, Craig	\$120.00	\$120.00	\$0.00	\$0.00	\$0.00
SCHOFIELD, Paul	\$120.00	\$120.00	\$0.00	\$0.00	\$0.00
SCHONELL, Shane	\$120.00	\$120.00	\$0.00	\$0.00	\$0.00
SHARPE, David	-\$20.00	\$0.00	\$0.00	\$0.00	-\$20.00
SHARPE, Ross	\$40.00	\$0.00	\$0.00	\$0.00	\$40.00
SHEPPARD, Jake	\$213.40	\$0.00	\$213.40	\$0.00	\$0.00
Shoalhaven Heads Hockey Club	\$4,650.00	\$4,650.00	\$0.00	\$0.00	\$0.00
Shoalhaven Hockey Inc	\$1,278.25	\$383.25	\$895.00	\$0.00	\$0.00
SIMMONS, Scott	\$515.00	\$0.00	\$515.00	\$0.00	\$0.00
SMALLHORN, Brittony	\$387.50	\$0.00	\$387.50	\$0.00	\$0.00
SMID, Col	\$120.00	\$0.00	\$120.00	\$0.00	\$0.00
SMITH, Rick	\$120.00	\$0.00	\$0.00	\$0.00	\$120.00
St Georges Basin Hockey Club	\$4,650.00	\$4,650.00	\$0.00	\$0.00	\$0.00
STAMP, Chekira	\$308.00	\$0.00	\$0.00	\$0.00	\$308.00
STEWART, Grace	\$387.50	\$0.00	\$387.50	\$0.00	\$0.00
STEWART, Josh	\$80.00	\$0.00	\$80.00	\$0.00	\$0.00
STEWART, Lily	\$387.50	\$0.00	\$387.50	\$0.00	\$0.00
STOLK, Christopher	\$120.00	\$0.00	\$120.00	\$0.00	\$0.00
Stolk, Glen	\$120.00	\$120.00	\$0.00	\$0.00	\$0.00
SZYMONICZEK, Ian	\$120.00	\$120.00	\$0.00	\$0.00	\$0.00
TARRANT, Adam	\$40.00	\$0.00	\$40.00	\$0.00	\$0.00
TATTON, Garry	\$120.00	\$0.00	\$120.00	\$0.00	\$0.00
TUDDENHAM, Darren	\$120.00	\$0.00	\$120.00	\$0.00	\$0.00
University of Wollongong Hockey Club	\$11,671.00	\$11,671.00	\$0.00	\$0.00	\$0.00
VAN EIMEREN, Paul	\$120.00	\$0.00	\$120.00	\$0.00	\$0.00
WALKER, Kenneth	-\$20.00	\$0.00	\$0.00	\$0.00	-\$20.00
WENT, Owen	-\$20.00	\$0.00	\$0.00	\$0.00	-\$20.00
WESTBLADE, Bree	\$387.50	\$0.00	\$387.50	\$0.00	\$0.00
WESTBLADE, Joel	\$195.00	\$0.00	\$195.00	\$0.00	\$0.00
WESTBLADE, Luke	\$80.00	\$0.00	\$80.00	\$0.00	\$0.00
WHIPP, Dean	\$120.00	\$120.00	\$0.00	\$0.00	\$0.00
Williams, John	\$120.00	\$0.00	\$0.00	\$0.00	\$120.00
Wilsmore, Brent	\$120.00	\$120.00	\$0.00	\$0.00	\$0.00
Wilson, Mark	\$120.00	\$0.00	\$0.00	\$0.00	\$120.00
WRIGHT-SMITH, Joshua	\$80.00	\$0.00	\$80.00	\$0.00	\$0.00
WRIGHT-SMITH, Peter	\$120.00	\$120.00	\$0.00	\$0.00	\$0.00
YOUNGER, Phillip	-\$20.00	\$0.00	\$0.00	-\$20.00	\$0.00
Total:	\$147,706.02	\$135,316.12	\$9,008.90	\$2,733.00	\$648.00
Ageing Percent:		91.6%	6.1%	1.9%	0.4%

Illawarra South Coast Hockey IncIllawarra Hockey Centre
Waples Road Unanderra NSW

ABN: 91 639 853 141

Email: finance@ihockey.com.au**Aged Payables [Summary]**

As of 22/06/2015

Name	Total Due	Current	1 - 30	31 - 60	60+
Huk, Peter	\$20.00	\$0.00	\$0.00	\$0.00	\$20.00
Quest Tamworth	-\$4,418.00	-\$4,418.00	\$0.00	\$0.00	\$0.00
Riverview Motor Inn Taree	\$6,080.00	\$0.00	\$0.00	\$6,080.00	\$0.00
SKYRING, Mungo	\$30.00	\$0.00	\$0.00	\$0.00	\$30.00
STREET, Tyson	\$110.00	\$0.00	\$0.00	\$0.00	\$110.00
Umpires	\$430.00	\$0.00	\$0.00	\$0.00	\$430.00
Total:	\$2,252.00	-\$4,418.00	\$0.00	\$6,080.00	\$590.00
Ageing Percent:		(196.2)%	0.0%	270.0%	26.2%

My Accounts	Payment	Business	Others	Log
-------------	---------	----------	--------	-----

MY ACCOUNTS

member name: **Illawarra South Coast Hockey Incorporated**








member number: **ischwjohnston**

last access: **22-Jun-2015 09:08**




todays date: **22-Jun-2015 09:09**

secure messages **[0] unread messages.**

Business@work
**Illawarra
means
BUSINESS**

	account number	description	status	current balance	available balance	
	26731298	Transaction Account (SIGNATORY ACCOUNT)	Open	17,419.51	17,419.51	show trans
	26731306	Visa Card Account	Open	1,000.00	1,000.00	show trans
	26731314	Investment Account (SIGNATORY ACCOUNT)	Open	125,000.00	125,000.00	show trans
	26731330	RA - IDH Transaction (SIGNATORY ACCOUNT)	Open	0.00	0.00	show trans
	26731348	RA - IDH Field (SIGNATORY ACCOUNT)	Open	32,311.81	32,311.81	show trans
	26731355	RA - IDH Indoor (SIGNATORY ACCOUNT)	Open	31,364.83	31,364.83	show trans
	26731363	RA - IDH Masters (SIGNATORY ACCOUNT)	Open	9,297.04	9,297.04	show trans

non-account related actions

-  Payments and Transfers.
-  Update access details.
-  Update business details.

continue

-  Log off.

Reconciliation Report

ID No.	Date Memo/Payee	Deposit	Withdrawal
--------	-----------------	---------	------------

Account: 1-1100 Transaction Account
Date Of Bank Statement: 22/06/2015
Last Reconciled: 19/06/2015
Last Reconciled Balance: \$17,419.51

Outstanding Cheques

135	18/06/2015	Illawarra Hockey Inc		\$11,043.75
141	22/06/2015	FHE Illawarra		\$515.00
142	22/06/2015	Nathan Chambers		\$150.00
			Total:	\$0.00 \$11,708.75
Reconciliation:				
			AccountRight Balance On 22/06/2015:	\$5,710.76
			Add: Outstanding Cheques:	\$11,708.75
			SubTotal:	\$17,419.51
			Deduct: Outstanding Deposits:	\$0.00
			Expected Balance On Statement:	\$17,419.51