

**Balance Sheet**

As of 16/03/2015

**Assets****Current Assets****Cash Assets**

Transaction Account	\$2,468.14
Visa Card Account	\$1,575.52
Investment Account	\$35,241.41

Total Cash Assets	\$39,285.07
-------------------	-------------

**Non Cash Assets**

Accounts Receivable	\$18,360.27
---------------------	-------------

Total Non Cash Assets	\$18,360.27
-----------------------	-------------

Total Current Assets	\$57,645.34
----------------------	-------------

**Restricted Assets****Illawarra District Hockey**

IDH Field Hockey Investment	\$32,105.02
IDH Indoor Hockey Investment	\$31,164.10
IDH Masters Hockey Investment	\$9,237.54

Total Illawarra District Hockey	\$72,506.66
---------------------------------	-------------

Total Restricted Assets	\$72,506.66
-------------------------	-------------

Total Assets	\$130,152.00
--------------	--------------

**Liabilities**

Accounts Payable	\$1,024.50
GST Collected	\$3,286.10
GST Paid	-\$1,805.89

Total Liabilities	\$2,504.71
-------------------	------------

Net Assets	\$127,647.29
------------	--------------

**Equity**

Retained Earnings	\$259,090.49
Current Year Earnings	-\$131,443.20

Total Equity	\$127,647.29
--------------	--------------

This report includes Year-End Adjustments.

**Profit & Loss [Multi-Period]**

October 2014 To March 2015

	October	November	December	January	February	March	Total
Income							
Finance & Administration							
Membership	\$1,234.14	\$265.07	\$26.07	\$0.00	\$4,414.66	\$7,571.00	\$13,510.94
Sponsorship	\$1,250.00	\$0.00	\$1,250.00	\$2,500.00	\$0.00	\$0.00	\$5,000.00
Finance	\$39.14	\$113.18	\$83.37	\$83.77	\$0.00	\$0.00	\$319.46
Marketing & Promotion							
State Championship Hosting	\$0.00	\$0.00	\$0.00	\$0.00	\$2,290.00	\$0.00	\$2,290.00
Hockey Carnivals	\$0.00	\$0.00	\$0.00	\$0.00	\$877.28	\$0.00	\$877.28
Field Representative Teams							
Uniform Sales	\$310.91	\$0.00	\$0.00	\$0.00	\$0.00	\$0.00	\$310.91
Masters Mens Rep Teams	\$0.00	\$0.00	\$0.00	\$127.27	\$0.00	\$3,818.10	\$3,945.37
Total Field Representative Teams	\$310.91	\$0.00	\$0.00	\$127.27	\$0.00	\$3,818.10	\$4,256.28
Indoor Representative Teams							
Junior Boys Indoor Rep Teams	\$6,239.46	\$145.44	\$2,298.41	\$0.00	\$0.00	\$0.00	\$8,683.31
Junior Girls Indoor Rep Teams	\$11,624.62	\$0.00	\$6,118.10	\$0.00	\$0.00	\$0.00	\$17,742.72
Mens Indoor Rep Teams	\$1,702.93	\$54.54	\$441.62	\$0.00	\$678.18	\$0.00	\$2,877.27
Womens Indoor Rep Teams	\$2,254.54	\$0.00	\$0.00	\$0.00	-\$50.00	\$0.00	\$2,204.54
Masters Mens Indoor Rep Teams	\$748.48	\$0.00	-\$68.17	\$602.73	\$1,214.23	\$0.00	\$2,497.27
Masters Womens Indoor Rep Team	\$954.55	\$0.00	\$0.00	\$0.00	\$7,531.82	\$0.00	\$8,486.37
Officiating							
Indoor Officiating Levy	\$16,364.00	\$0.00	\$0.00	\$0.00	\$0.00	\$0.00	\$16,364.00
Total Officiating	\$16,364.00	\$0.00	\$0.00	\$0.00	\$0.00	\$0.00	\$16,364.00
Field Competitions							
Social Field Competitions	\$0.00	\$0.00	\$0.00	\$0.00	\$0.00	\$2,348.17	\$2,348.17
Indoor Competitions							
Junior Indoor Competitions	\$7,805.46	-\$277.27	\$0.00	\$0.00	\$0.00	\$0.00	\$7,528.19
Girls Indoor Competitions	\$2,272.74	\$0.00	\$0.00	\$0.00	\$0.00	\$0.00	\$2,272.74
Mens Indoor Competitions	\$11,936.29	\$0.00	\$0.00	\$0.00	\$0.00	\$0.00	\$11,936.29
Womens Indoor Competitions	\$12,572.84	\$0.00	-\$87.50	\$0.00	\$0.00	\$0.00	\$12,485.34
Total Indoor Competitions	\$34,587.33	-\$277.27	-\$87.50	\$0.00	\$0.00	\$0.00	\$34,222.56
Total Income	\$77,310.10	\$300.96	\$10,061.90	\$3,313.77	\$16,956.17	\$13,737.27	\$121,680.17
Gross Profit	\$77,310.10	\$300.96	\$10,061.90	\$3,313.77	\$16,956.17	\$13,737.27	\$121,680.17

**Profit & Loss [Multi-Period]**

October 2014 To March 2015

	October	November	December	January	February	March	Total
Expenses							
Finance & Administration							
Membership	\$0.00	\$0.00	\$0.00	\$0.00	\$0.00	\$13,292.50	\$13,292.50
Administration	\$0.00	\$197.64	\$0.00	\$0.00	\$345.45	\$26.36	\$569.45
Finance	\$52.33	\$141.16	\$135.98	\$120.37	\$541.36	\$59.54	\$1,050.74
Marketing & Promotion							
State Championships Hosting	\$1,453.64	\$1,990.00	\$0.00	\$0.00	\$858.18	\$0.00	\$4,301.82
Hockey Carnivals	\$0.00	\$0.00	\$0.00	\$0.00	\$977.28	\$0.00	\$977.28
Field Representative Teams							
Masters Mens Rep Teams	\$0.00	\$0.00	\$0.00	\$0.00	\$0.00	\$1,363.64	\$1,363.64
Masters Womens Rep Teams	\$2,272.73	\$0.00	\$0.00	\$0.00	\$0.00	\$0.00	\$2,272.73
Indoor Representative Teams							
Junior Boys Indoor Rep Teams	\$7,514.22	\$1,169.09	\$0.00	\$0.00	\$0.00	\$0.00	\$8,683.31
Junior Girls Indoor Rep Teams	\$16,997.27	\$745.45	\$0.00	\$0.00	\$0.00	\$0.00	\$17,742.72
Mens Indoor Rep Teams	\$1,839.09	\$360.00	\$0.00	\$678.18	\$0.00	\$0.00	\$2,877.27
Womens Indoor Rep Teams	\$2,186.37	\$0.00	\$0.00	\$0.00	\$0.00	\$0.00	\$2,186.37
Masters Mens Indoor Rep Teams	\$0.00	\$0.00	\$1,709.09	\$0.00	\$788.18	\$0.00	\$2,497.27
Masters Womens Indoor Rep Team	\$623.45	\$6,658.37	\$1,281.82	-\$401.82	\$338.18	\$0.00	\$8,500.00
Game Development							
IAS Subsidy	\$0.00	\$3,173.00	\$0.00	\$0.00	\$0.00	\$0.00	\$3,173.00
Total Game Development	\$0.00	\$3,173.00	\$0.00	\$0.00	\$0.00	\$0.00	\$3,173.00
Officiating							
Officiating Voucher Printing	\$170.86	\$0.00	\$0.00	\$0.00	\$0.00	\$351.45	\$522.31
Indoor Voucher Claims	\$4,075.00	\$4,660.00	\$6,220.00	\$0.00	\$150.00	\$110.00	\$15,215.00
Total Officiating	\$4,245.86	\$4,660.00	\$6,220.00	\$0.00	\$150.00	\$461.45	\$15,737.31
Field Competitions							
Social Field Competitions	\$0.00	\$0.00	\$0.00	\$0.00	\$106.50	\$0.00	\$106.50
Indoor Competitions							
Junior Indoor Competitions	\$2,301.81	\$4,485.78	\$1,615.46	\$0.00	\$48.00	\$0.00	\$8,451.05
Girls Indoor Competitions	\$909.09	\$1,363.64	\$0.00	\$0.00	\$0.00	\$0.00	\$2,272.73
Mens Indoor Competitions	\$2,245.45	\$7,414.77	\$981.82	\$0.00	\$0.00	\$0.00	\$10,642.04
Womens Indoor Competitions	\$2,909.09	\$9,562.50	\$0.00	\$0.00	\$0.00	\$0.00	\$12,471.59
Total Expenses	\$45,550.40	\$41,921.40	\$11,944.17	\$396.73	\$4,153.13	\$15,203.49	\$119,169.32
Operating Profit	\$31,759.70	-\$41,620.44	-\$1,882.27	\$2,917.04	\$12,803.04	-\$1,466.22	\$2,510.85

**Profit & Loss [Multi-Period]**

October 2014 To March 2015

	October	November	December	January	February	March	Total
Other Income							
IDH Restricted Asset Income							
IDH Bank Interest	\$179.79	\$179.49	\$174.97	\$21.87	\$384.70	\$0.00	\$940.82
Total IDH Restricted Asset Income	\$179.79	\$179.49	\$174.97	\$21.87	\$384.70	\$0.00	\$940.82
IWHA Restricted Asset Income							
IWHA Bank Interest	\$1,158.84	\$0.00	\$0.00	\$0.00	\$0.00	\$0.00	\$1,158.84
Total IWHA Restricted Asset Income	\$1,158.84	\$0.00	\$0.00	\$0.00	\$0.00	\$0.00	\$1,158.84
Total Other Income	\$1,338.63	\$179.49	\$174.97	\$21.87	\$384.70	\$0.00	\$2,099.66
Other Expenses							
IDH Restricted Asset Expenses							
Indoor Rep Team Subsidy	\$0.00	\$0.00	\$2,740.03	\$0.00	\$1,024.31	\$0.00	\$3,764.34
NSW Indoor Rep Player Subsidy	\$0.00	\$200.00	\$0.00	\$0.00	\$0.00	\$0.00	\$200.00
Total IDH Restricted Asset Expenses	\$0.00	\$200.00	\$2,740.03	\$0.00	\$1,024.31	\$0.00	\$3,964.34
IWHA Restricted Asset Expenses							
Transfer to Life Members IWHA	\$132,089.37	\$0.00	\$0.00	\$0.00	\$0.00	\$0.00	\$132,089.37
Total IWHA Restricted Asset Expenses	\$132,089.37	\$0.00	\$0.00	\$0.00	\$0.00	\$0.00	\$132,089.37
Total Other Expenses	\$132,089.37	\$200.00	\$2,740.03	\$0.00	\$1,024.31	\$0.00	\$136,053.71
Net Profit/(Loss)	-\$98,991.04	-\$41,640.95	-\$4,447.33	\$2,938.91	\$12,163.43	-\$1,466.22	-\$131,443.2

# Illawarra South Coast Hockey Inc

Illawarra Hockey Centre  
Waples Road Unanderra NSW

ABN: 91 639 853 141

Email: [finance@ihockey.com.au](mailto:finance@ihockey.com.au)

## Aged Receivables [Summary]

As of 16/03/2015

Name	Total Due	Current	1 - 30	31 - 60	60+
ADLINGTON, Duane	\$40.00	\$0.00	\$40.00	\$0.00	\$0.00
BASSETT, Pamela	\$314.60	\$0.00	\$314.60	\$0.00	\$0.00
BODY, Graham	\$140.00	\$140.00	\$0.00	\$0.00	\$0.00
BROOKFIELD, David	\$40.00	\$0.00	\$40.00	\$0.00	\$0.00
BULL, Garry	\$140.00	\$140.00	\$0.00	\$0.00	\$0.00
CHEETHAM, Rosemary	\$314.60	\$0.00	\$314.60	\$0.00	\$0.00
COOK, Danielle	\$314.60	\$0.00	\$314.60	\$0.00	\$0.00
CORMACK, Norman	\$140.00	\$140.00	\$0.00	\$0.00	\$0.00
CORREIA, Joanne	\$314.60	\$0.00	\$314.60	\$0.00	\$0.00
CRANSTON, Dennis	\$140.00	\$140.00	\$0.00	\$0.00	\$0.00
CROGHAN, Catriona	\$314.60	\$0.00	\$314.60	\$0.00	\$0.00
DAVIS, Janelle	\$314.60	\$0.00	\$314.60	\$0.00	\$0.00
DOWNEY, Paul	-\$40.00	\$0.00	-\$40.00	\$0.00	\$0.00
DUNCAN, Zacharie	\$40.00	\$0.00	\$0.00	\$0.00	\$40.00
EASTHAM, Keith	\$96.00	\$96.00	\$0.00	\$0.00	\$0.00
Fairy Meadow Hockey Club	-\$48.13	\$0.00	\$0.00	\$0.00	-\$48.13
FISH, Sophie	\$214.00	\$0.00	\$0.00	\$0.00	\$214.00
Forman, Danny	\$300.00	\$300.00	\$0.00	\$0.00	\$0.00
FRANKLIN, Roger	\$180.00	\$140.00	\$40.00	\$0.00	\$0.00
GALE, Warren	\$740.00	\$740.00	\$0.00	\$0.00	\$0.00
GARDNER-MOANE, Vicki	\$314.60	\$0.00	\$314.60	\$0.00	\$0.00
HALES, Jacqui	\$600.00	\$600.00	\$0.00	\$0.00	\$0.00
HAMMOND, Peter	\$140.00	\$140.00	\$0.00	\$0.00	\$0.00
HEALEY, Karen	\$314.60	\$0.00	\$314.60	\$0.00	\$0.00
HERRINGE, Russell	\$140.00	\$140.00	\$0.00	\$0.00	\$0.00
Hockey NSW	\$2,519.00	\$0.00	\$2,519.00	\$0.00	\$0.00
HUGHES, Bob	\$20.00	\$0.00	\$20.00	\$0.00	\$0.00
HURRY, Glen	\$140.00	\$140.00	\$0.00	\$0.00	\$0.00
IDG	\$80.00	\$0.00	\$0.00	\$0.00	\$80.00
Illawarra Hockey Inc.	\$2,750.00	\$0.00	\$0.00	\$2,750.00	\$0.00
Jenkins, John	\$140.00	\$140.00	\$0.00	\$0.00	\$0.00
JENNINGS, Mark	\$140.00	\$140.00	\$0.00	\$0.00	\$0.00
JOHNSON, Gregory	\$140.00	\$140.00	\$0.00	\$0.00	\$0.00
KELLY, Michael	\$140.00	\$140.00	\$0.00	\$0.00	\$0.00
LAURENSEN, Jon	\$140.00	\$140.00	\$0.00	\$0.00	\$0.00
Lloyd, Robert	\$140.00	\$140.00	\$0.00	\$0.00	\$0.00
MAYWALD, Keith	\$140.00	\$140.00	\$0.00	\$0.00	\$0.00
MOWBRAY, Janelle	\$314.60	\$0.00	\$314.60	\$0.00	\$0.00
MULDOON, Barbara	\$314.60	\$0.00	\$314.60	\$0.00	\$0.00
MURPHY, Carol	\$314.60	\$0.00	\$314.60	\$0.00	\$0.00
MURRAY, James	\$300.00	\$300.00	\$0.00	\$0.00	\$0.00
Nealon, Craig	\$140.00	\$140.00	\$0.00	\$0.00	\$0.00
Notts Smash Repair	\$420.00	\$0.00	\$0.00	\$0.00	\$420.00
O'DONNELL, John	\$140.00	\$140.00	\$0.00	\$0.00	\$0.00
ORTH, Ernest	\$40.00	\$0.00	\$40.00	\$0.00	\$0.00
OVINGTON, Peter	\$140.00	\$140.00	\$0.00	\$0.00	\$0.00
PALIN, Alexia	\$214.00	\$0.00	\$0.00	\$0.00	\$214.00
PEDRON, Tammy	\$314.60	\$0.00	\$314.60	\$0.00	\$0.00
PERSSON, Tom	\$40.00	\$0.00	\$40.00	\$0.00	\$0.00
PLUMRIDGE, Luke	\$80.00	\$0.00	\$0.00	\$0.00	\$80.00
PULLEN, Gary	\$140.00	\$140.00	\$0.00	\$0.00	\$0.00
RIECK, Craig	\$40.00	\$0.00	\$40.00	\$0.00	\$0.00
RIECK, David	\$40.00	\$0.00	\$40.00	\$0.00	\$0.00
ROWE, Jack	\$40.00	\$0.00	\$0.00	\$0.00	\$40.00

# Illawarra South Coast Hockey Inc

Illawarra Hockey Centre  
Waples Road Unanderra NSW

ABN: 91 639 853 141

Email: [finance@ihockey.com.au](mailto:finance@ihockey.com.au)

## Aged Receivables [Summary]

As of 16/03/2015

Name	Total Due	Current	1 - 30	31 - 60	60+
ROWE, Peter	\$600.00	\$600.00	\$0.00	\$0.00	\$0.00
SELBY, Dijana	\$314.60	\$0.00	\$314.60	\$0.00	\$0.00
SENIOR, Ben	\$10.00	\$0.00	\$0.00	\$0.00	\$10.00
SHARPE, David	\$172.00	\$140.00	\$32.00	\$0.00	\$0.00
SHARPE, Ross	\$40.00	\$0.00	\$0.00	\$0.00	\$40.00
SHEPPARD, Lisa	\$314.60	\$0.00	\$314.60	\$0.00	\$0.00
SMID, Col	\$40.00	\$0.00	\$40.00	\$0.00	\$0.00
SMITH, Rick	\$140.00	\$140.00	\$0.00	\$0.00	\$0.00
STAMP, Chekira	\$308.00	\$0.00	\$0.00	\$0.00	\$308.00
TARRANT, Melinda	\$250.00	\$0.00	\$250.00	\$0.00	\$0.00
Terry, Andrew	\$140.00	\$140.00	\$0.00	\$0.00	\$0.00
THOMPSON, John	\$140.00	\$140.00	\$0.00	\$0.00	\$0.00
WALKER, Kenneth	\$140.00	\$140.00	\$0.00	\$0.00	\$0.00
WENT, Owen	\$140.00	\$140.00	\$0.00	\$0.00	\$0.00
Williams, John	\$140.00	\$140.00	\$0.00	\$0.00	\$0.00
Wilson, Mark	\$140.00	\$140.00	\$0.00	\$0.00	\$0.00
Wray, Mitchell	\$20.00	\$0.00	\$0.00	\$0.00	\$20.00
Yooni	\$131.00	\$0.00	\$0.00	\$0.00	\$131.00
YOUNGER, Phillip	\$140.00	\$140.00	\$0.00	\$0.00	\$0.00
Total:	\$18,360.27	\$6,556.00	\$7,505.40	\$2,750.00	\$1,548.87
Ageing Percent:		35.7%	40.9%	15.0%	8.4%

**Illawarra South Coast Hockey Inc**Illawarra Hockey Centre  
Waples Road Unanderra NSW

ABN: 91 639 853 141

Email: [finance@ihockey.com.au](mailto:finance@ihockey.com.au)**Aged Payables [Summary]**

As of 16/03/2015

Name	Total Due	Current	1 - 30	31 - 60	60+
Chambers, Nathan	\$150.00	\$0.00	\$0.00	\$0.00	\$150.00
Gale, Warren	\$224.50	\$0.00	\$224.50	\$0.00	\$0.00
Huk, Peter	\$20.00	\$0.00	\$20.00	\$0.00	\$0.00
SKYRING, Mungo	\$30.00	\$0.00	\$0.00	\$0.00	\$30.00
STREET, Tyson	\$110.00	\$0.00	\$110.00	\$0.00	\$0.00
Umpires	\$490.00	\$0.00	\$0.00	\$0.00	\$490.00
Total:	\$1,024.50	\$0.00	\$354.50	\$0.00	\$670.00
Ageing Percent:		0.0%	34.6%	0.0%	65.4%

My Accounts	Payment	Business	Others	
-------------	---------	----------	--------	--

## MY ACCOUNTS

member name: **Illawarra South Coast Hockey Incorporated**








member number: **ischwjohnston**

last access: **16-Mar-2015 15:02**




todays date: **16-Mar-2015 16:07**

secure messages **[ 0 ] unread messages.**

Business@work  
**Illawarra  
means  
BUSINESS**

	account number	description	status	current balance	available balance	
	26731298	Transaction Account (SIGNATORY ACCOUNT)	Open	2,468.14	2,468.14	show trans
	26731306	Visa Card Account	Open	1,575.52	1,575.52	show trans
	26731314	Investment Account (SIGNATORY ACCOUNT)	Open	35,241.41	35,241.41	show trans
	26731330	RA - IDH Transaction (SIGNATORY ACCOUNT)	Open	0.00	0.00	show trans
	26731348	RA - IDH Field (SIGNATORY ACCOUNT)	Open	32,105.02	32,105.02	show trans
	26731355	RA - IDH Indoor (SIGNATORY ACCOUNT)	Open	31,164.10	31,164.10	show trans
	26731363	RA - IDH Masters (SIGNATORY ACCOUNT)	Open	9,237.54	9,237.54	show trans

### non-account related actions

-  Payments and Transfers.
-  Update access details.
-  Update business details.

### continue

-  Log off.

**Reconciliation Report**

ID No.	Date Memo/Payee	Deposit	Withdrawal
--------	-----------------	---------	------------

**Account:** 1-1100 Transaction Account  
**Date Of Bank Statement:** 16/03/2015  
**Last Reconciled:** 16/03/2015  
**Last Reconciled Balance:** \$2,468.14

**Reconciled Cheques**

69	16/03/2015	Hockey NSW		\$1,500.00
70	16/03/2015	Hockey NSW		\$14,577.75
71	16/03/2015	O'Donnell Hennessey & Co		\$550.00
			Total:	\$0.00 \$16,627.75

**Reconciled Deposits**

CR000330	16/03/2015	Bank Deposit		\$455.60
			Total:	\$455.60 \$0.00

Reconciliation:

AccountRight Balance On 16/03/2015:	\$2,468.14
Add: Outstanding Cheques:	\$0.00
SubTotal:	\$2,468.14
Deduct: Outstanding Deposits:	\$0.00
Expected Balance On Statement:	\$2,468.14

**Reconciliation Report**

ID No.	Date Memo/Payee	Deposit	Withdrawal
--------	-----------------	---------	------------

**Account:** 1-1200 Visa Card Account  
**Date Of Bank Statement:** 16/03/2015  
**Last Reconciled:** 16/03/2015  
**Last Reconciled Balance:** \$1,575.52

**Reconciled Cheques**

10	2/03/2015	MYOB Australia Pty Ltd		\$43.00
11	12/03/2015	Web Panache		\$29.00
12	13/03/2015	Ticket River		\$386.59
			Total:	\$0.00
				\$458.59
Reconciliation:				
			AccountRight Balance On 16/03/2015:	\$1,575.52
			Add: Outstanding Cheques:	\$0.00
			SubTotal:	\$1,575.52
			Deduct: Outstanding Deposits:	\$0.00
			Expected Balance On Statement:	\$1,575.52

**Reconciliation Report**

ID No.	Date Memo/Payee	Deposit	Withdrawal
--------	-----------------	---------	------------

**Account:** 1-1300 Investment Account  
**Date Of Bank Statement:** 16/03/2015  
**Last Reconciled:** 16/03/2015  
**Last Reconciled Balance:** \$35,241.41

**Reconciled Deposits**

IE160315	28/02/2015	Bank Interest	\$75.53	
Total:			\$75.53	\$0.00
Reconciliation:				
AccountRight Balance On 16/03/2015:			\$35,241.41	
Add: Outstanding Cheques:			\$0.00	
SubTotal:			\$35,241.41	
Deduct: Outstanding Deposits:			\$0.00	
Expected Balance On Statement:			\$35,241.41	

**Reconciliation Report**

ID No.	Date Memo/Payee	Deposit	Withdrawal
--------	-----------------	---------	------------

**Account:** 1-9120 IDH Field Hockey Investment  
**Date Of Bank Statement:** 16/03/2015  
**Last Reconciled:** 16/03/2015  
**Last Reconciled Balance:** \$32,105.02

**Reconciled Deposits**

IE160315	28/02/2015 Bank Interest	\$68.81	
Total:		\$68.81	\$0.00
Reconciliation:			
AccountRight Balance On 16/03/2015:		\$32,105.02	
Add: Outstanding Cheques:		\$0.00	
SubTotal:		\$32,105.02	
Deduct: Outstanding Deposits:		\$0.00	
Expected Balance On Statement:		\$32,105.02	

**Reconciliation Report**

ID No.	Date Memo/Payee	Deposit	Withdrawal
--------	-----------------	---------	------------

**Account:** 1-9130 IDH Indoor Hockey Investment  
**Date Of Bank Statement:** 16/03/2015  
**Last Reconciled:** 16/03/2015  
**Last Reconciled Balance:** \$31,164.10

**Reconciled Deposits**

IE160315	28/02/2015	Bank Interest	\$68.36	
Total:			\$68.36	\$0.00
Reconciliation:				
AccountRight Balance On 16/03/2015:			\$31,164.10	
Add: Outstanding Cheques:			\$0.00	
SubTotal:			\$31,164.10	
Deduct: Outstanding Deposits:			\$0.00	
Expected Balance On Statement:			\$31,164.10	

**Reconciliation Report**

ID No.	Date Memo/Payee	Deposit	Withdrawal
--------	-----------------	---------	------------

**Account:** 1-9140 IDH Masters Hockey Investment  
**Date Of Bank Statement:** 16/03/2015  
**Last Reconciled:** 16/03/2015  
**Last Reconciled Balance:** \$9,237.54

**Reconciled Deposits**

IE160315	28/02/2015	Bank Interest	\$19.80	
Total:			\$19.80	\$0.00
Reconciliation:				
AccountRight Balance On 16/03/2015:			\$9,237.54	
Add: Outstanding Cheques:			\$0.00	
SubTotal:			\$9,237.54	
Deduct: Outstanding Deposits:			\$0.00	
Expected Balance On Statement:			\$9,237.54	